

REPORT FROM

OFFICE OF THE CITY ADMINISTRATIVE OFFICER

Date: October 13, 2023

CAO File No. 0220-05151-0489

Council File No. 20-0841

Council District: 3, 4, 6, 13

To: The City Council

From: Matthew W. Szabo, City Administrative Officer



Reference: COVID-19 Homelessness Roadmap

Subject: **TWENTIETH REPORT: COVID-19 HOMELESSNESS ROADMAP FUNDING RECOMMENDATIONS**

SUMMARY

On September 9, 2020, the City Council approved funding for the initial projects under the COVID-19 Homelessness Roadmap (Roadmap) and directed this office to submit future funding recommendations through reports. This is the twentieth such report.

First, this report reprograms funding Homeless Housing, Assistance, and Prevention Round 2 funds to a Project Homekey 1.0 site for additional rehab costs and for Highland Gardens leasing and services costs. Expenditure authority is also extended for Highland Gardens existing contractual costs from last fiscal year.

Second, this report allocates Emergency Solutions Grant - CARES Act funds for two Tiny Home Village sites in Council District 13 for operations through September 30, 2023.

Third, this report extends expenditure authority for existing contractual costs from last fiscal year for Multidisciplinary Street Teams in Council District 3.

Lastly, this report provides contract authority for Rapid Rehousing/Time-Limited Subsidies and motel vouchers for people experiencing homelessness that were approved in the 19th Roadmap Report.

RECOMMENDATION

That the City Council, subject to approval by the Mayor:

1. REPROGRAM \$2,257,038 in unspent funds from the Homeless Housing, Assistance, and Prevention Round 2 (HHAP-2) Fund No. 64J/43, Account No. 43WC46, LAHSA PRK Housing Navigation Services to HHAP-2 Fund No. 64J/10, Account No. 10V771, FC-1 COVID-19 Homelessness Roadmap Operating Costs;

2. APPROVE and APPROPRIATE up to \$1,572,546 from the HHAP-2 Fund No. 64J/10, Account No. 10V771, FC-1 COVID-19 Homelessness Roadmap Operating Costs to Fund No. 64J/43, Account No. 43TA43, Homekey Rehab for the Project Homekey1 site, Arleta (formerly known as Woodman) in Council District 6 for costs associated with Hurricane Hilary damage and construction corrections that have to be made to complete the rehabilitation of this property;
3. APPROVE and APPROPRIATE \$384,781.00 from the HHAP-2 Fund No. 64J/10, Account No. 10V771, FC-1 COVID-19 Homelessness Roadmap Operating Costs to Fund 64J/43, Account No. 43YC75, CD 4 - Highland Gardens IH Leasing for leasing costs of an interim housing site at the Highland Gardens Hotel, located at 7047 Franklin Avenue in Council District 4, for up to 143 beds (with double occupancy) through June 30, 2024;
4. APPROVE and APPROPRIATE \$136,310.00 from the HHAP-2 Fund No. 64J/10, Account No. 10V771, FC-1 COVID-19 Homelessness Roadmap Operating Costs to Fund 64J/43, Account No. 43YC70, CD - 4 Highland Gardens IH Operations for services of an interim housing site at the Highland Gardens Hotel, located at 7047 Franklin Avenue in Council District 4, for up to 143 beds (with double occupancy) through June 30, 2024;
5. REQUEST Los Angeles Homeless Services Authority (LAHSA) to amend its current contract, with People Assisting the Homeless (PATH) in the additional \$521,091 for operating and leasing costs of an interim housing site at the Highland Gardens Hotel, located at 7047 Franklin Avenue in Council District 4, for up to 143 beds (with double occupancy) through June 30, 2024;
 - a. \$384,781.00 for Highland Garden leasing costs;
 - b. \$136,310.00 for Highland Garden Services;
6. AUTHORIZE the extension of the Los Angeles Homeless Services Authority (LAHSA) expenditure authority for the previously approved Additional Homeless Services - General City Purposes Fund allocations for the Highland Gardens Hotel, located at 7047 Franklin Avenue in Council District 4 through June 30, 2024 for services and leasing costs;
7. REQUEST LAHSA to amend its current contract with People Assisting the Homeless (PATH) to reflect the new expenditure authority;
8. APPROVE and APPROPRIATE up to \$1,279,780 from the Emergency Solutions Grant CARES Act (ESG-CV) Fund No. 517/43, Account No. 43VC9V, COVID-19 Homeless Roadmap to Fund No. 517/43, Account No. 43TB32 Interim Housing Operations (Permanent Structure and Pallet) for operation costs through September 30, 2023 for the following:
 - a. \$577,060 to a THV located at 1455 Alvarado Street in Council District 13;

- b. \$702,720 to a THV located at 2301 West 3rd Street in Council District 13;
9. AUTHORIZE the extension of the Los Angeles Homeless Services Authority (LAHSA) expenditure authority for the previously approved General Funds allocation for the Multidisciplinary Street Team in Council District 3 through June 30, 2024;
- a. INSTRUCT the General Manager of Los Angeles Housing Department, or their designee, to amend the City's General Fund contract (C-140706) with the Los Angeles Homeless Services Authority to reflect the new expenditure authority;
10. REQUEST LAHSA to execute new sole source contracts in the up to amount of \$2,291,713 (\$1,037,713 in City General Funds and \$1,254,000 in City Emergency Shelter Grant (ESG)) for previously approved funds for operating the City Winter Shelter Program during the 2023-24 season through April 15, 2024, with the following providers:
- a. 211 LA County in the up to amount of \$520,913 (City General Funds);
 - b. Home at Last in the up to amount of \$380,000 (City ESG);
 - c. Assured Lifestyle Housing in the up to amount of \$304,000 (City General Funds);
 - d. Bryant Temple in the up to amount of \$456,000 (City ESG);
 - e. New Reflections in the up to amount of \$418,000 (City ESG);
 - f. Abundant Blessings in the up to amount of \$212,800 (City General Funds);
11. INSTRUCT the General Manager of Los Angeles Housing Department, or their designee, to amend the Alliance Settlement Agreement Program contract (C-141840), with the Los Angeles Homeless Services Authority as follows:
- a. Reflect the increase in the amount of \$521,091 from July 1, 2023, to June 30, 2024 for leasing and services;
 - b. Reflect the extension of expenditure authority for existing contract funding for leasing and services costs from June 30, 2023, to June 30, 2024;
12. INSTRUCT the General Manager of Los Angeles Housing Department, or their designee, to amend the City's Roadmap contract (C-137223) with the Los Angeles Homeless Services Authority as follows:
- a. Reflect the following amounts approved relative to the 19th Roadmap Report dated September 1, 2023 (C.F. 20-0841-S35):
 - i. Up to \$1,565,758.00 for Rapid Rehousing/Time-Limited Subsidies with an expenditure deadline of June 30, 2023;
 - ii. Up to \$505,229.52 for Motel/Hotel Vouchers with an expenditure deadline of September 30, 2023;
 - b. Reflect the service funding allocations/amendments in this report for:
 - i. 1455 Alvarado Street operation costs with an expenditure deadline of September 30, 2023;

- ii. 2301 West 3rd Street operation costs with an expenditure deadline of September 30, 2023;

13. INSTRUCT the General Manager of the Los Angeles Housing Department, or their designee, to amend the HHAP contract (C-135650) with LAHSA to reflect the addition of up to \$1,572,546 in service funding allocation for the Project Homekey site, Arleta;

14. AUTHORIZE the CAO to:

- a. Prepare Controller instructions or make necessary technical adjustments, including to the names of the Special Fund accounts recommended for this report, to implement the intent of these transactions, and authorize the Controller to implement these instructions; and
- b. Prepare any additional Controller instructions to reimburse City Departments for their accrued labor, material or permit costs related to projects in this report, to implement the intent of these transactions, and authorize the Controller to implement these instructions.

BACKGROUND

As part of the LA Alliance case, on June 16, 2020, the City reached an agreement with the County to create 6,700 new homeless housing units within 18 months to address the COVID-19 emergency. This agreement is referred to as the Homelessness Roadmap.

The Roadmap set the following targets:

- 700 beds in existing agreements with the County within 10 months
- 5,300 new beds within 10 months
- 700 new beds within 18 months

The City is required to open and maintain 6,000 new beds, not covered by existing City-County agreements. The County will provide up to \$60 million in annual service funding, totaling up to \$300 million over the five-year agreement term, based on the number of interventions open and occupied within 60 days of July 1st each year.

The City has met all obligations under the agreement and will continue to do so. As of September 30, 2023, 6,106 new beds are open and occupiable, which includes 781 rapid rehousing/shared housing point-in-time placements overseen by the Los Angeles Homeless Services Authority (LAHSA).

DISCUSSION

Project Homekey 1.0 Site, Arleta

The Arleta/Woodman site acquired by the City under the Project Homekey1 umbrella at 9120 Woodman Avenue in CD 6, is a former elderly care facility with 148 rooms, which did not receive a State Homekey1 match. The City acquired the site with its Coronavirus Relief Funds. The site will provide interim housing for seniors, ages 55 and older. The site is in its final rehabilitation phase, but has experienced water damage due to Hurricane Hilary and has received a number of corrections from the Department of Building and Safety to comply with building codes, including replacement of electrical wiring and rooftop HVAC units. As a result, an additional \$1,572,546 is needed to complete the site's rehabilitation by January 2024.

Highland Gardens Hotel

The Highland Gardens Hotel operated as a Project Roomkey (PRK) site through July 2021. In that time, there have been a number of discussions within the City about exploring the opportunity to convert the hotel into an interim housing site. After the hotel's owner expressed an interest and willingness to pursue this, the City conducted a feasibility review, which confirmed the site's suitability as an interim housing site. On October 31, 2022, the Highland Gardens Hotel ceased operations as a PRK site and immediately transitioned to interim housing beginning on November 1, 2022.

In a CAO report dated October 6, 2022 (C.F. 22-0756-S2), a total of \$6,049,350 Additional Homeless Service - General City Purpose (AHS-GCP) funds and \$10,000 Homeless Housing, Assistance, and Prevention Grant Program Round 1 (HHAP-1) funds were approved for the interim housing operations of the Highland Gardens Hotel. This report recommends extending the expenditure authority of previously approved funds through June 30, 2024. Additional HHAP-2 funding has also been identified in the total of \$521,091 for operations and leasing costs for this fiscal year.

Council District 13 Tiny Home Villages

Council District 13 currently has two Tiny Home Villages (THV) that are operated by Urban Alchemy. The first is located at 2301 W. 3rd St., also known as the Westlake THV, and the second is located at 1455 Alvarado St., also known as the Alvarado THV. In the CAO's 17th Roadmap Funding report dated May 12, 2023 (C.F. 20-0841-S34), a total of \$2,153,910 of County Agreement funds were approved for Fiscal Year 2023-24 to support ongoing site operations. Both THVs are currently operating at single occupancy, which was implemented in the third quarter of FY 2022-23. A funding shortfall has been reported for the first quarter of FY 2023-24 ending September 30, 2023 for both sites. This report recommends \$1,279,780 of the Emergency Solutions Grant CARES Act (ESG-CV) funding to close the operation gap at single occupancy for both THVs. Table 1 provides a breakdown of the sites' funding allocations and bed counts.

Table 1: CD 13 Tiny Home Village Operation Funding

Site Address	Single Occupancy Bed Count	FY 23-24 County Agreement Funding	Additional ESG-CV Funding	Total Funding Allocation
2301 W. 3rd St. (Westlake)	64	\$1,288,320	\$702,720	\$1,991,040
1455 Alvarado St. (Alvarado)	43	\$865,590	\$577,060	\$1,442,650

Multidisciplinary Street Team in Council District 3

On October 27, 2021, the Mayor and City Council adopted the Substitute Motion (Blumenfield - Buscaino, C.F. 21-1022) relative to funding a pilot multi-disciplinary street team (MDST) outreach model to improve access to services and housing navigation for individuals experiencing homelessness in Council District 3. The MDST pilot is composed of clinicians, case managers and those with lived-experience and complements the street engagement efforts undertaken by the County, LAHSA, and other community based organizations. This report recommends extending the expenditure authority of previously approved funds through June 30, 2024, to continue services.

FY 2023-24 Winter Shelter Program

The City of Los Angeles's Winter Shelter Program is comprised of two components: 1) Seasonal Winter Shelter Program (SWSP) and 2) Augmented Winter Shelter Program. The SWSP provides shelter, warmth, food, and comfort to individuals experiencing homelessness during the cold and wet weather season. The Augmented Winter Shelter Program (AWSP) is a program made available during severe and adverse weather-related emergencies that may impact unsheltered populations. The operation of both programs supports the effort to provide temporary shelter accommodations to people experiencing homelessness, to provide for their safety and well-being. LAHSA is authorized to utilize up to \$2,960,735 in total funding in City General Funds (\$1,560,735) and City ESG funding (\$1,400,000) to cover program costs. This report requests LAHSA to enter into sole source contracts in the up to amount of \$2,291,713 (\$1,037,713 in City General Funds and \$1,254,000 in City Emergency Shelter Grant (ESG) to provide Crisis-Housing hotel/motel vouchers, transportation services, and other services as warranted, to individuals participating in the Winter Shelter/Augmented Winter Shelter Programs.

LAHSA has not completed a competitive process and does not have adequate time to run a procurement process prior to the start of the service period. The Service providers listed in Table 2 (along with proposed allocations) have been identified by LAHSA as having vast experience providing services to people seeking services. The ability of LAHSA to expeditiously execute a contract with the identified service providers will ensure that operations start by November 1, 2023 and allow for a two-week ramp-up period prior to the opening of the program and a two-week ramp-down period after the close of the program.

Table 2: FY 2023-24 City Winter Shelter Program Sole Source Provider Breakdown

Provider	FY24 Allocation Amount	Funding Source
211 LA County	\$520,913.00	City GF
Home at Last	\$380,000.00	City ESG
Assured Lifestyle Housing	\$304,000.00	City GF
Bryant Temple	\$456,000.00	City ESG
New Reflections	\$418,000.00	City ESG
Abundant Blessings	\$212,800.00	City GF
Total	\$2,291,713.00	

FISCAL IMPACT STATEMENT

There is no additional General Fund impact as a result of the recommendations in this report. The recommendations in this report extends the expenditure authority of the City’s General Fund previously approved for homelessness interventions. Additionally, the recommendations in this report also utilizes the Emergency Solutions Grant CARES Act (ESG-CV) funds and Homeless Housing, Assistance, and Prevention funds for homelessness interventions.

FINANCIAL POLICIES STATEMENT

The recommendations in this report comply with the City Financial Policies in that budgeted funds are being used to fund recommended actions.

MWS:ECG:KML:MP:SBL:MAG:16240029

Attachment 1: COVID-19 Homelessness Roadmap Status of Capital and Operating Funding Recommendations are Approved

Table with columns: Type of Unfunded/Operating Total, Site, CD, and 12 fiscal year funding columns (2020-2021 to 2024-2025). Rows include Sleep Operating, Operating (1), and Parking Operating, with a total commitment of \$798,528,427.

(1) Does not include Resident services that are existing agreements with the County. (2) Operating costs only by intervention type. (3) Committed funds used to front-load the Project Roomkey extension are expected to be reimbursed by the FEMA, at which time the funds will be available for programming.



ABH Venice 'Inside Safe' Daily Report

CPRA-23-FMD-000011
Thursday, January 5, 2023

Tracking Progress, Process and Priorities

Contents

Scenes from the Field

Progress Overview

Housing & Services

Sanitation & Storage

Essential Services

CPRA-23-EMD-000012

MAKING AN IMPACT

Scenes from the Field • From January 4, 2023



PHOTOS FROM CITY OF LOS ANGELES BUREAU OF SANITATION AND ENVIRONMENT

The ABH Venice Inside Safe Operation has successfully relocated 22 individuals to safe housing.

CPRA-23-EMD-00013

MAKING AN IMPACT

Scenes from the Field • From January 4, 2023



PHOTOS FROM CITY OF LOS ANGELES BUREAU OF SANITATION AND ENVIRONMENT

The ABH Venice Inside Safe Operation has successfully relocated 22 individuals to safe housing.

CPRA-23-EMD-00014

ABH Venice "INSIDE SAFE" INITIAL OVERVIEW

As of January 4, 2023

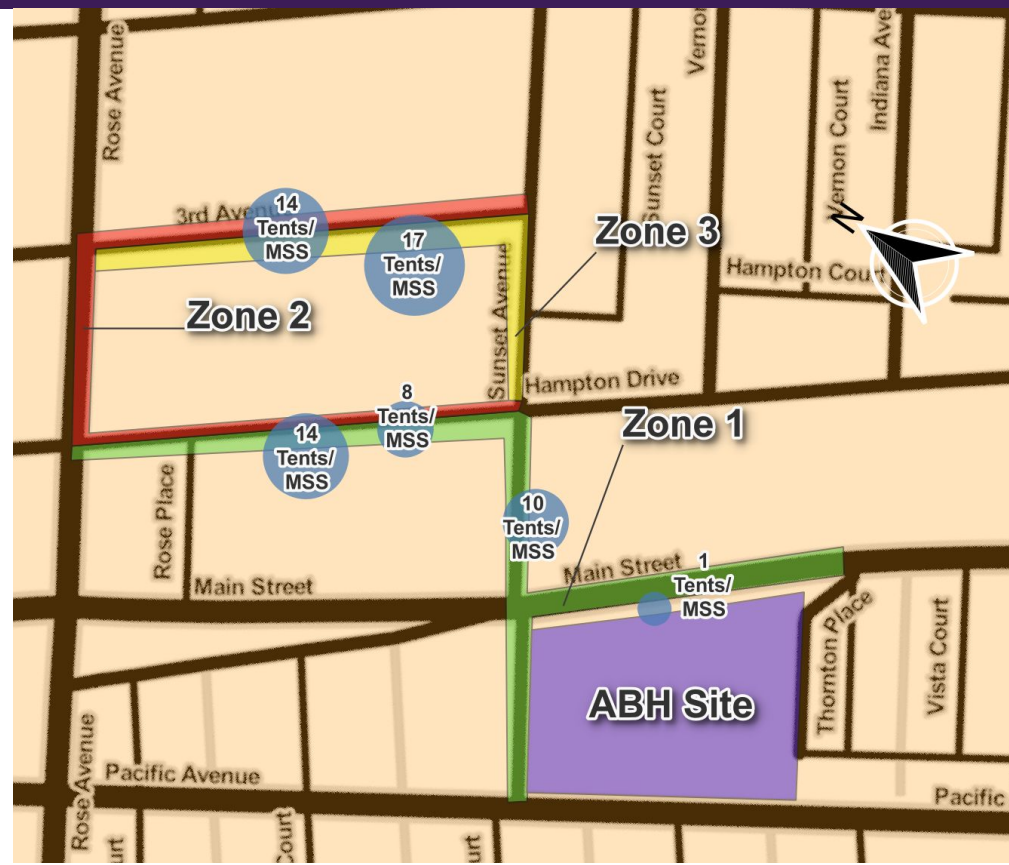
Total # of Individuals Moved Placed in Housing
22

Est. Total # of People Remaining
63

*Preliminary Numbers

*Map displays initial number of tents counted prior to ABH Venice operation.

Blue Circles: Encampment Size as of 1/3/2023



CPRA-23-EMD-000015

TOP LINES

ENGAGEMENT

PEOPLE IN INTERIM/PERM. HOUSING

22	63	45	0
Total Housing Placements From Site	Estimated Number of People Remaining	Estimated Number of Tents Remaining	Estimated Number of New Tents Built
85	28	0	0
Total People on the Estimated at the Beginning	Total People Contacted	Number of People Who Have Left the Location	Number of People Who Have Come to the Location Since 12/19
22	0	0	0
Total in Motels	Total in Project Roomkey	Total in ABH	Total Reunifications

*Preliminary Numbers
CPRA-23-EMD-000016

LOCATIONS SERVICED
STORAGE
VOLUNTARY DISPOSAL OF TRASH
ADDITIONAL WASTE COLLECTED

10

Total Locations Serviced

10

Serviced This Week

10

Serviced Since Yesterday

0

Total Items Sent to Storage

0

Items Sent This Week

0

Items Sent Since Yesterday

8,000

Total lbs

8,000

Lbs This week

8,000

Lbs since yesterday

80

Total Biohazard Waste (lbs) Collected

80

Biohazard Waste (lbs) This week

80

Bio Waste (lbs) Collected Since Yesterday

44

Total Hazardous Waste (lbs) Collected

44

Hazardous Waste (lbs) This week

44

Hazardous Waste (lbs) Collected Since Yesterday

CPRA-23-EMD-000017

DISABILITY & ACCESSIBILITY

SERVICES REQUESTED

2

Total Engaged

2

New Engagements This Week

2

New Engagements Since Yesterday

1

Durable Medical Equipment

0

Information and Referral

0

Alternative Format Printing

CPRA-23-EMD-000018

TOTAL INCIDENTS

ARRESTS

CITATIONS AND INFRACTIONS

MISDEMEANORS AND INFRACTIONS (63.44)

0

Total Incidents

0

Incidents This Week

0

New Incidents

0

Avg Incidents Per Day

0

Total Arrests

0

Arrests This Week

0

Total Felony Arrests

0

Total Misdemeanor Arrests

0

Total Infractions

0

Infractions This Week

0

Total Citations

0

Citations This Week

0

Total 63.44

0

Total Other RFC

0

New 63.44

0

Avg 63.44

CPRA-23-EMD-000019

End of Report
January 5, 2023

ABH Venice 'Inside Safe' Daily Report

CPRA-23-EMD-000021
Friday, January 6, 2023

Tracking Progress, Process and Priorities

Contents

Scenes from the Field

Progress Overview

Housing & Services

Sanitation & Storage

Essential Services

CPRA-23-EMD-000022

MAKING AN IMPACT

Scenes from the Field • From January 5, 2023



PHOTOS FROM CITY OF LOS ANGELES BUREAU OF SANITATION AND ENVIRONMENT

The ABH Venice Inside Safe Operation has successfully relocated 40 individuals to safe housing.

CPRA-23-EMD-00023

MAKING AN IMPACT

Scenes from the Field • From January 5, 2023



PHOTOS FROM CITY OF LOS ANGELES BUREAU OF SANITATION AND ENVIRONMENT

The ABH Venice Inside Safe Operation has successfully relocated 40 individuals to safe housing.

CPRA-23-EMD-00024

ABH Venice "INSIDE SAFE" PROGRESS OVERVIEW

As of January 5, 2023

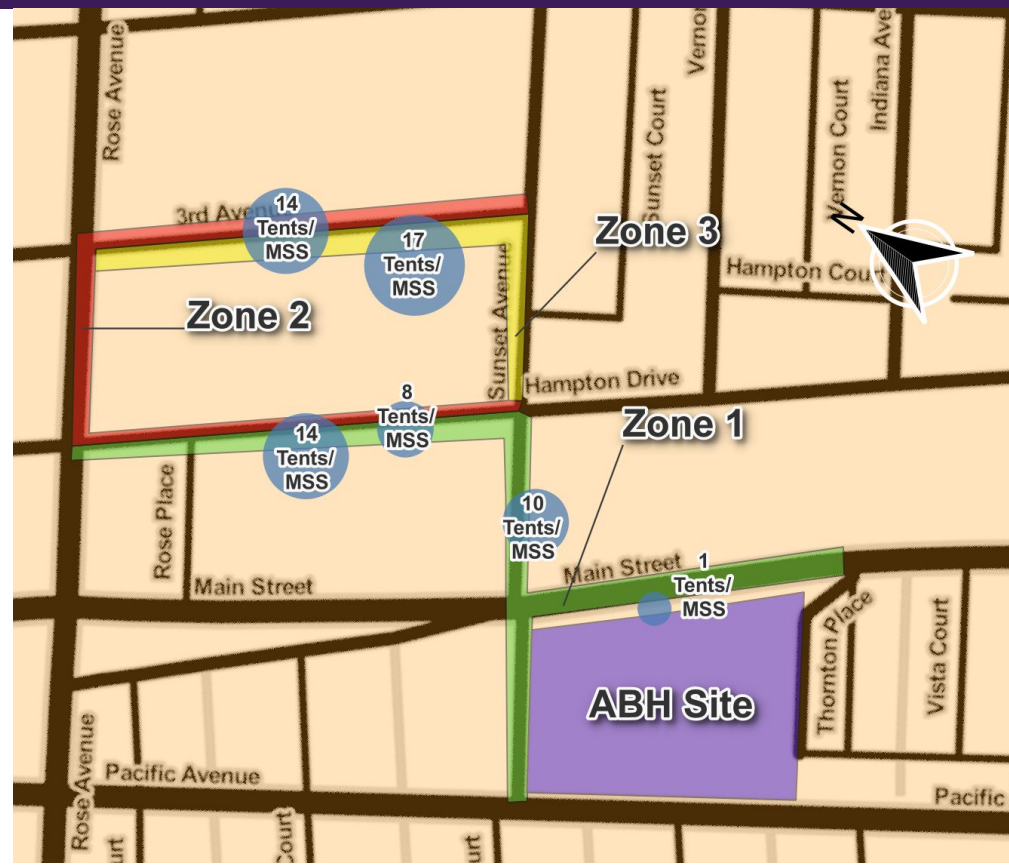
Total # of Individuals Moved Placed in Housing
40

Est. Total # of People Remaining
45

*Preliminary Numbers

*Map displays initial number of tents counted prior to ABH Venice operation.

Blue Circles: Encampment Size as of 1/3/2023



CPRA-23-EMD-000025

TOP LINES

ENGAGEMENT

PEOPLE IN INTERIM/PERM. HOUSING

40

Total Housing Placements From Site

45

Estimated Number of People Remaining

33

Estimated Number of Tents Remaining

0

Estimated Number of New Tents Built

85

Total People on the Estimated at the Beginning

47

Total People Contacted

0

Number of People Who Have Left the Location

10

Number of People Who Have Come to the Location Since 1/5

40

Total in Motels

0

Total in Project Roomkey

0

Total in ABH

0

Total Reunifications

*Preliminary Numbers
CPRA-23-EMD-000026

LOCATIONS SERVICED
STORAGE
VOLUNTARY DISPOSAL OF TRASH
ADDITIONAL WASTE COLLECTED

24

Total Locations Serviced

24

Serviced This Week

14

Serviced Since Yesterday

0

Total Items Sent to Storage

0

Items Sent This Week

0

Items Sent Since Yesterday

13,950

Total lbs

13,950

Lbs This week

5,950

Lbs since yesterday

190

Total Biohazard Waste (lbs) Collected

190

Biohazard Waste (lbs) This week

110

Bio Waste (lbs) Collected Since Yesterday

83

Total Hazardous Waste (lbs) Collected

83

Hazardous Waste (lbs) This week

39

Hazardous Waste (lbs) Collected Since Yesterday

CPRA-23-EMD-000027

DISABILITY & ACCESSIBILITY

2

Total Engaged

2

New Engagements This Week

0

New Engagements Since Yesterday

SERVICES REQUESTED

1

Durable Medical Equipment

0

Information and Referral

0

Alternative Format Printing

CPRA-23-EMD-000028

TOTAL INCIDENTS
ARRESTS
CITATIONS AND INFRACTIONS
MISDEMEANORS AND INFRACTIONS (63.44)

0

Total Incidents

0

Incidents This Week

0

New Incidents

0

Avg Incidents Per Day

0

Total Arrests

0

Arrests This Week

0

Total Felony Arrests

0

Total Misdemeanor Arrests

0

Total Infractions

0

Infractions This Week

0

Total Citations

0

Citations This Week

0

Total 63.44

0

Total Other RFC

0

New 63.44

0

Avg 63.44

CPRA-23-EMD-000029

End of Report
January 6, 2023

ABH Venice 'Inside Safe' Daily Report

Monday, January 9, 2023

CPRA-23-EMD-000931

Tracking Progress, Process and Priorities

Contents

Scenes from the Field

Progress Overview

Housing & Services

Sanitation & Storage

Essential Services

CPRA-23-EMD-000032

MAKING AN IMPACT

Scenes from the Field • From January 6, 2023



PHOTOS FROM CITY OF LOS ANGELES BUREAU OF SANITATION AND ENVIRONMENT

The ABH Venice Inside Safe Operation has successfully relocated 59 individuals to safe housing.

CPRA-23-EMD-000033

MAKING AN IMPACT

Scenes from the Field • From January 7, 2023



PHOTOS FROM CITY OF LOS ANGELES BUREAU OF SANITATION AND ENVIRONMENT

The ABH Venice Inside Safe Operation has successfully relocated 59 individuals to safe housing.

CPRA-23-EMD-00034

ABH Venice "INSIDE SAFE" PROGRESS OVERVIEW

As of January 7, 2023

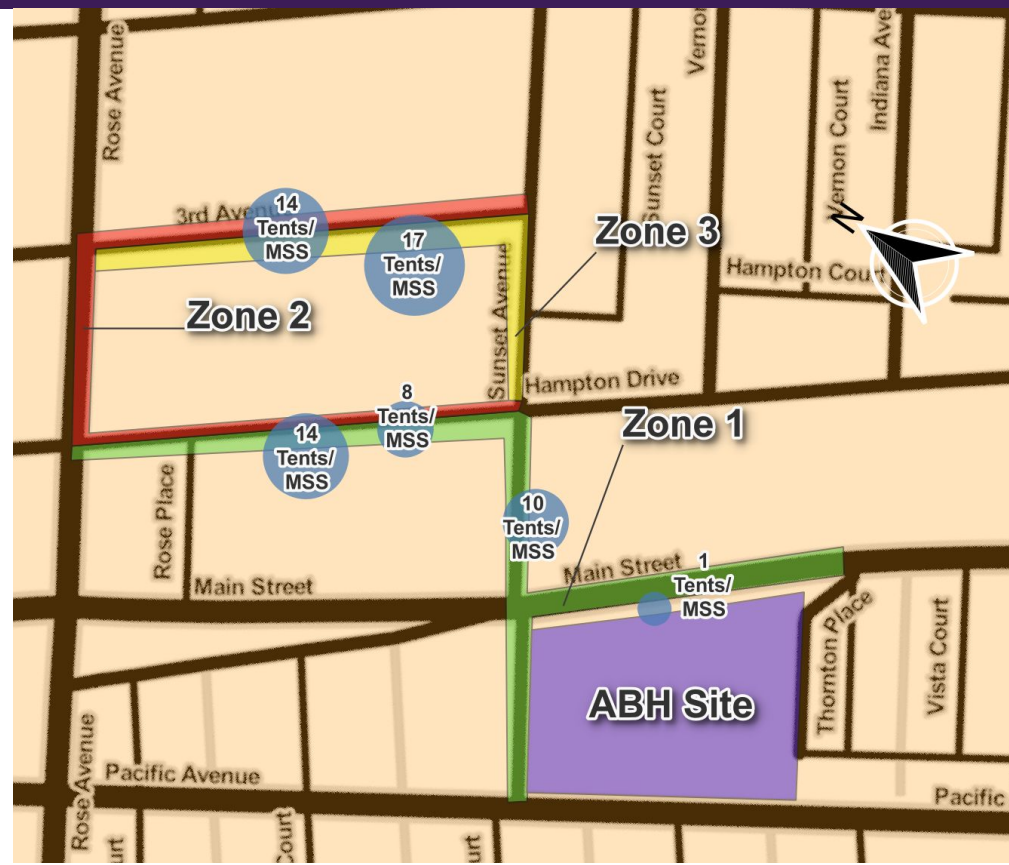
Total # of Individuals Moved Placed in Housing
59

Est. Total # of People Remaining
23

*Preliminary Numbers

*Map displays initial number of tents counted prior to ABH Venice operation.

Blue Circles: Encampment Size as of 1/3/2023



CPRA-23-EMD-000035

TOP LINES

ENGAGEMENT

PEOPLE IN INTERIM/PERM. HOUSING

59	23	22	0
Total Housing Placements From Site	Estimated Number of People Remaining	Estimated Number of Tents Remaining	Estimated Number of New Tents Built
85	63	3	22
Total People on the Estimated at the Beginning	Total People Contacted	Number of People Who Have Left the Location	Number of People Who Have Come to the Location Since 1/9
58	1	0	0
Total in Motels	Total in Shelter	Total in Project Roomkey	Total in ABH

*Preliminary Numbers
CPRA-23-EMD-000036

LOCATIONS SERVICED
STORAGE
VOLUNTARY DISPOSAL OF TRASH
ADDITIONAL WASTE COLLECTED

33

Total Locations Serviced

33

Serviced This Week

2

Serviced Since Yesterday

0

Total Items Sent to Storage

0

Items Sent This Week

0

Items Sent Since Yesterday

19,600

Total lbs

19,600

Lbs This week

750

Lbs since yesterday

330

Total Biohazard Waste (lbs) Collected

330

Biohazard Waste (lbs) This week

40

Bio Waste (lbs) Collected Since Yesterday

182

Total Hazardous Waste (lbs) Collected

182

Hazardous Waste (lbs) This week

55

Hazardous Waste (lbs) Collected Since Yesterday

CPRA-23-EMD-000037

DISABILITY & ACCESSIBILITY
SERVICES REQUESTED

2

Total Engaged

0

New Engagements This Week

0

New Engagements Since Yesterday

1

Durable Medical Equipment

0

Information and Referral

0

Alternative Format Printing

CPRA-23-EMD-000038

TOTAL INCIDENTS

0

Total Incidents

0

Incidents This Week

0

New Incidents

0

Avg Incidents Per Day

ARRESTS

0

Total Arrests

0

Arrests This Week

0

Total Felony Arrests

0

Total Misdemeanor Arrests

CITATIONS AND INFRACTIONS

0

Total Infractions

0

Infractions This Week

0

Total Citations

0

Citations This Week

MISDEMEANORS AND INFRACTIONS (63.44)

0

Total 63.44

0

Total Other RFC

0

New 63.44

0

Avg 63.44

CPRA-23-EMD-000039

End of Report
January 9, 2023

CPRA-23-EMD-000040

ABH Venice 'Inside Safe' Daily Report

Tuesday, January 10, 2023

CPRA-23-EMD-009011

Tracking Progress, Process and Priorities

Contents

Scenes from the Field

Progress Overview

Housing & Services

Sanitation & Storage

Essential Services

CPRA-23-EMD-000042

MAKING AN IMPACT

Scenes from the Field • From January 9, 2023



PHOTOS FROM CITY OF LOS ANGELES BUREAU OF SANITATION AND ENVIRONMENT

The ABH Venice Inside Safe Operation has successfully relocated 82 individuals to safe housing.

CPRA-23-EMD-000043

MAKING AN IMPACT

Scenes from the Field • From January 9, 2023



PHOTOS FROM CITY OF LOS ANGELES BUREAU OF SANITATION AND ENVIRONMENT

The ABH Venice Inside Safe Operation has successfully relocated 82 individuals to safe housing.

CPRA-23-EMD-000044

ABH Venice "INSIDE SAFE" PROGRESS OVERVIEW

As of January 9, 2023

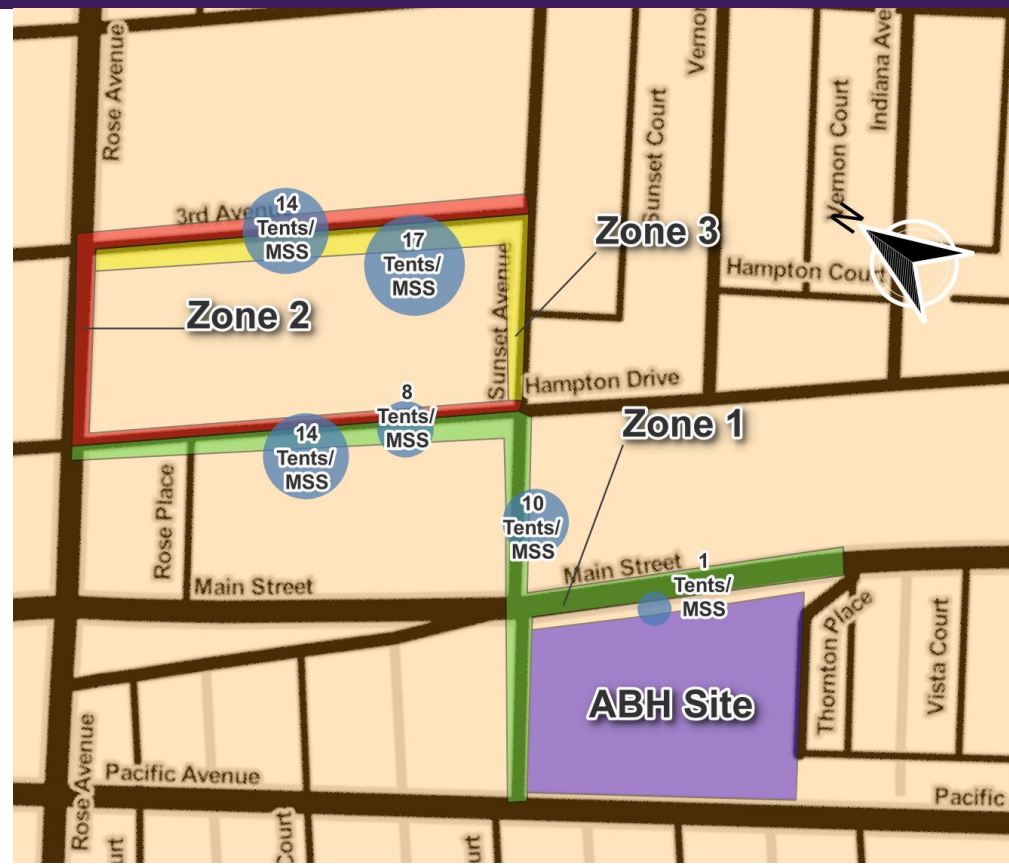
Total # of Individuals Moved Placed in Housing
82

Est. Total # of People Remaining
10

*Preliminary Numbers

*Map displays initial number of tents counted prior to ABH Venice operation.

Blue Circles: Encampment Size as of 1/3/2023



CPRA-23-EMD-000045

TOP LINES

82	10	8	0
Total Housing Placements From Site	Estimated Number of People Remaining	Estimated Number of Tents Remaining	Estimated Number of New Tents Built

ENGAGEMENT

85	86	3	37
Total People on the Estimated at the Beginning	Total People Contacted	Number of People Who Have Left the Location	Number of People Who Have Come to the Location Since 1/9

PEOPLE IN INTERIM/PERM. HOUSING

81	1	0	0
Total in Motels	Total in Shelter	Total in Project Roomkey	Total in ABH

*Preliminary Numbers
CPRA-23-EMD-000046

LOCATIONS SERVICED
STORAGE
VOLUNTARY DISPOSAL OF TRASH
ADDITIONAL WASTE COLLECTED

51

Total Locations Serviced

18

Serviced This Week

18

Serviced Since Yesterday

0

Total Items Sent to Storage

0

Items Sent This Week

0

Items Sent Since Yesterday

29,350

Total lbs

9,750

Lbs This week

9,750

Lbs since yesterday

423

Total Biohazard Waste (lbs) Collected

93

Biohazard Waste (lbs) This week

93

Bio Waste (lbs) Collected Since Yesterday

233

Total Hazardous Waste (lbs) Collected

51

Hazardous Waste (lbs) This week

51

Hazardous Waste (lbs) Collected Since Yesterday

CPRA-23-EMD-000047

DISABILITY & ACCESSIBILITY

SERVICES REQUESTED

2

Total Engaged

0

New Engagements This Week

0

New Engagements Since Yesterday

1

Durable Medical Equipment

0

Information and Referral

0

Alternative Format Printing

CPRA-23-EMD-000048

TOTAL INCIDENTS
ARRESTS
CITATIONS AND INFRACTIONS
MISDEMEANORS AND INFRACTIONS (63.44)

0

Total Incidents

0

Incidents This Week

0

New Incidents

0

Avg Incidents Per Day

0

Total Arrests

0

Arrests This Week

0

Total Felony Arrests

0

Total Misdemeanor Arrests

0

Total Infractions

0

Infractions This Week

0

Total Citations

0

Citations This Week

0

Total 63.44

0

Total Other RFC

0

New 63.44

0

Avg 63.44

CPRA-23-EMD-000049

End of Report
January 10, 2023

ABH Venice 'Inside Safe' Daily Report

CPRA-23-EMD-000951
Wednesday, January 11, 2023

Tracking Progress, Process and Priorities

Contents

Scenes from the Field

Progress Overview

Housing & Services

Sanitation & Storage

Essential Services

CPRA-23-EMD-000052

MAKING AN IMPACT

Scenes from the Field • From January 10, 2023



PHOTOS FROM CITY OF LOS ANGELES BUREAU OF SANITATION AND ENVIRONMENT

The ABH Venice Inside Safe Operation has successfully relocated 92 individuals to safe housing.

CPRA-23-EMD-000053

MAKING AN IMPACT

Scenes from the Field • From January 10, 2023



PHOTOS FROM CITY OF LOS ANGELES BUREAU OF SANITATION AND ENVIRONMENT

The ABH Venice Inside Safe Operation has successfully relocated 92 individuals to safe housing.

CPRA-23-EMD-000054

ABH Venice "INSIDE SAFE" PROGRESS OVERVIEW

As of January 10, 2023

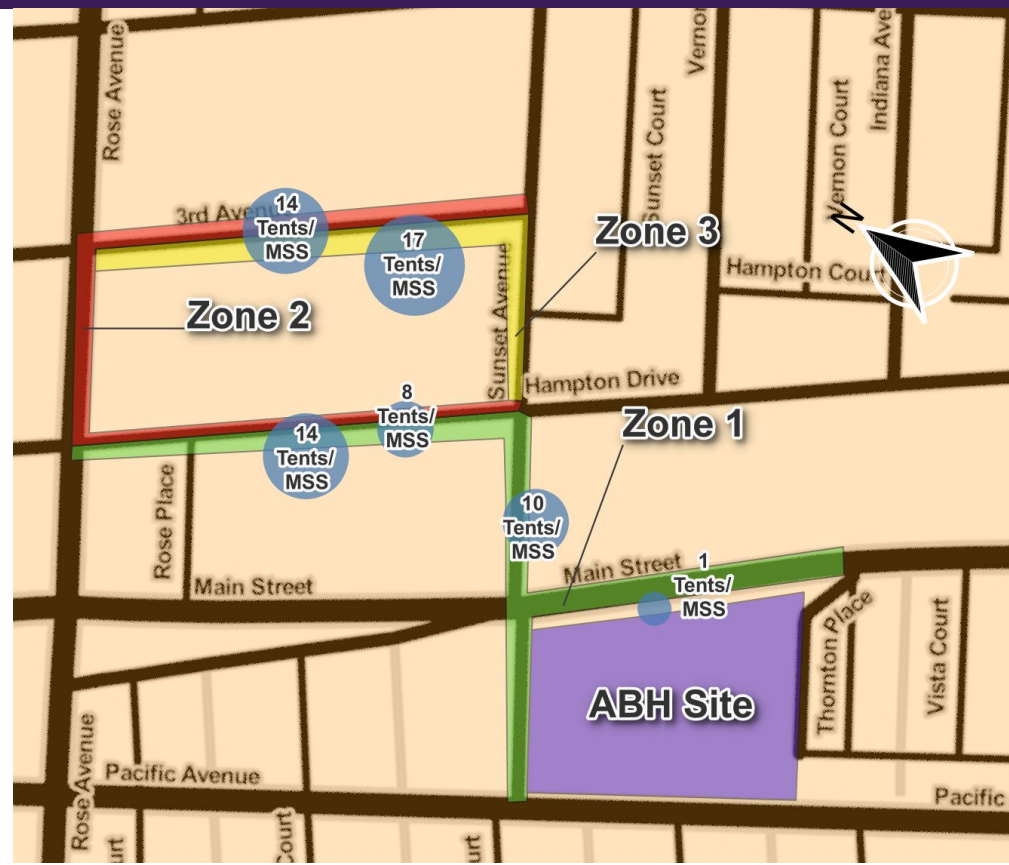
Total # of Individuals Moved Placed in Housing
92

Est. Total # of People Remaining
2

*Preliminary Numbers

*Map displays initial number of tents counted prior to ABH Venice operation.

Blue Circles: Encampment Size as of 1/3/2023



CPRA-23-EMD-000055

TOP LINES

ENGAGEMENT

PEOPLE IN INTERIM/PERM. HOUSING

92	2	2	0
Total Housing Placements From Site	Estimated Number of People Remaining	Estimated Number of Tents Remaining	Estimated Number of New Tents Built
85	98	4	48
Total People on the Estimated at the Beginning	Total People Contacted	Number of People Who Have Left the Location	Number of People Who Have Come to the Location Since 1/9
90	2	0	0
Total in Motels	Total in ABH	Total in Shelter	Total in Project Roomkey

*Preliminary Numbers
CPRA-23-EMD-000056

LOCATIONS SERVICED
STORAGE
VOLUNTARY DISPOSAL OF TRASH
ADDITIONAL WASTE COLLECTED

59

Total Locations Serviced

26

Serviced This Week

8

Serviced Since Yesterday

0

Total Items Sent to Storage

0

Items Sent This Week

0

Items Sent Since Yesterday

36,850

Total lbs

17,250

Lbs This week

7,500

Lbs since yesterday

553

Total Biohazard Waste (lbs) Collected

223

Biohazard Waste (lbs) This week

130

Bio Waste (lbs) Collected Since Yesterday

248

Total Hazardous Waste (lbs) Collected

66

Hazardous Waste (lbs) This week

15

Hazardous Waste (lbs) Collected Since Yesterday

CPRA-23-EMD-000057

DISABILITY & ACCESSIBILITY

2

Total Engaged

0

New Engagements This Week

0

New Engagements Since Yesterday

SERVICES REQUESTED

1

Durable Medical Equipment

0

Information and Referral

0

Alternative Format Printing

CPRA-23-EMD-000058

Source: LA City Department on Disability

ABH Venice Housing and Cleanup Report | Prepared by City of Los Angeles Mayor's Office of City Homelessness Initiatives

TOTAL INCIDENTS

7

Total Incidents

7

Incidents This Week

7

New Incidents

1

Avg Incidents Per Day

ARRESTS

0

Total Arrests

0

Arrests This Week

0

Total Felony Arrests

0

Total Misdemeanor Arrests

CITATIONS AND INFRACTIONS

0

Total Infractions

0

Infractions This Week

7

Total Citations

7

Citations This Week

MISDEMEANORS AND INFRACTIONS (63.44)

0

Total 63.44

0

Total Other RFC

0

New 63.44

0

Avg 63.44

CPRA-23-EMD-000059

**LAW ENFORCEMENT
INCIDENTS**

January 3, 2023 - January 10, 2023

January 10th - 7 parking ticket citations reported.

CPRA-23-EMD-000060

Source: LAPD

Cahuenga Housing and Cleanup Report | Prepared by City of Los Angeles Mayor's Office of City Homelessness Initiatives

End of Report
January 11, 2023



ABH Venice 'Inside Safe' Daily Report

CPRA-23-FMD-000962
Thursday, January 12, 2023

Tracking Progress, Process and Priorities

Contents

Scenes from the Field

Progress Overview

Housing & Services

Sanitation & Storage

Essential Services

CPRA-23-EMD-000063

MAKING AN IMPACT

Scenes from the Field • From January 11, 2023




PHOTOS FROM CITY OF LOS ANGELES BUREAU OF SANITATION AND ENVIRONMENT

The ABH Venice Inside Safe Operation has successfully relocated 92 individuals to safe housing.

CPRA-23-EMD-000064

MAKING AN IMPACT

Scenes from the Field • From January 11, 2023



PHOTOS FROM CITY OF LOS ANGELES BUREAU OF SANITATION AND ENVIRONMENT

The ABH Venice Inside Safe Operation has successfully relocated 92 individuals to safe housing.

CPRA-23-EMD-00065

ABH Venice "INSIDE SAFE" PROGRESS OVERVIEW

As of January 11, 2023

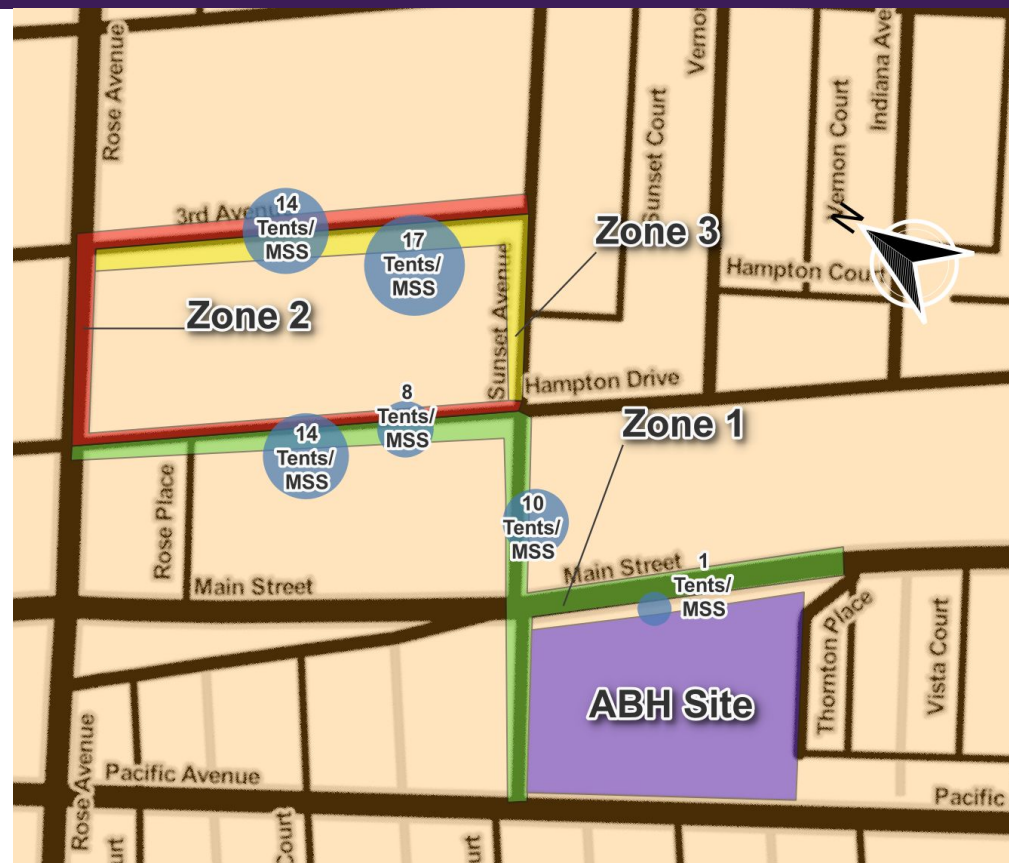
Total # of Individuals Moved Placed in Housing
94

Est. Total # of People Remaining
2

*Preliminary Numbers

*Map displays initial number of tents counted prior to ABH Venice operation.

Blue Circles: Encampment Size as of 1/3/2023



CPRA-23-EMD-000066

TOP LINES

ENGAGEMENT

PEOPLE IN INTERIM/PERM. HOUSING

94	2	1	0
Total Housing Placements From Site	Estimated Number of People Remaining	Estimated Number of Tents Remaining	Estimated Number of New Tents Built
85	100	4	53
Total People on the Estimated at the Beginning	Total People Contacted	Number of People Who Have Left the Location	Number of People Who Have Come to the Location Since 1/9
92	2	0	0
Total in Motels	Total in ABH	Total in Shelter	Total in Project Roomkey

*Preliminary Numbers
CPRA-23-EMD-000067

LOCATIONS SERVICED
STORAGE
VOLUNTARY DISPOSAL OF TRASH
ADDITIONAL WASTE COLLECTED

60

Total Locations Serviced

27

Serviced This Week

1

Serviced Since Yesterday

0

Total Items Sent to Storage

0

Items Sent This Week

0

Items Sent Since Yesterday

37,150

Total lbs

17,550

Lbs This week

300

Lbs since yesterday

553

Total Biohazard Waste (lbs) Collected

223

Biohazard Waste (lbs) This week

0

Bio Waste (lbs) Collected Since Yesterday

253

Total Hazardous Waste (lbs) Collected

71

Hazardous Waste (lbs) This week

5

Hazardous Waste (lbs) Collected Since Yesterday

CPRA-23-EMD-000068

DISABILITY & ACCESSIBILITY

2

Total Engaged

0

New Engagements This Week

0

New Engagements Since Yesterday

SERVICES REQUESTED

1

Durable Medical Equipment

0

Information and Referral

0

Alternative Format Printing

CPRA-23-EMD-000069

Source: LA City Department on Disability

ABH Venice Housing and Cleanup Report | Prepared by City of Los Angeles Mayor's Office of City Homelessness Initiatives

TOTAL INCIDENTS
ARRESTS
CITATIONS AND INFRACTIONS
MISDEMEANORS AND INFRACTIONS (63.44)

7

Total Incidents

7

Incidents This Week

0

New Incidents

1

Avg Incidents Per Day

0

Total Arrests

0

Arrests This Week

0

Total Felony Arrests

0

Total Misdemeanor Arrests

0

Total Infractions

0

Infractions This Week

7

Total Citations

7

Citations This Week

0

Total 63.44

0

Total Other RFC

0

New 63.44

0

Avg 63.44

CPRA-23-EMD-000070

**LAW ENFORCEMENT
INCIDENTS**

January 3, 2023 - January 11, 2023

January 10th - 7 parking ticket citations reported.

CPRA-23-EMD-000071

Source: LAPD

Cahuenga Housing and Cleanup Report | Prepared by City of Los Angeles Mayor's Office of City Homelessness Initiatives

End of Report
January 12, 2023

ABH Venice 'Inside Safe' Daily Report

CPRA-23-EMD-000073
Friday, January 13, 2023

Tracking Progress, Process and Priorities

Contents

Scenes from the Field

Progress Overview

Housing & Services

Sanitation & Storage

Essential Services

CPRA-23-EMD-000074

MAKING AN IMPACT

Scenes from the Field • From January 12, 2023



PHOTOS FROM CITY OF LOS ANGELES BUREAU OF SANITATION AND ENVIRONMENT

The ABH Venice Inside Safe Operation has successfully relocated 96 individuals to safe housing.

CPRA-23-EMD-000075

MAKING AN IMPACT

Scenes from the Field • From January 12, 2023



PHOTOS FROM CITY OF LOS ANGELES BUREAU OF SANITATION AND ENVIRONMENT

The ABH Venice Inside Safe Operation has successfully relocated 96 individuals to safe housing.

CPRA-23-EMD-00076

ABH Venice "INSIDE SAFE" PROGRESS OVERVIEW

As of January 12, 2023

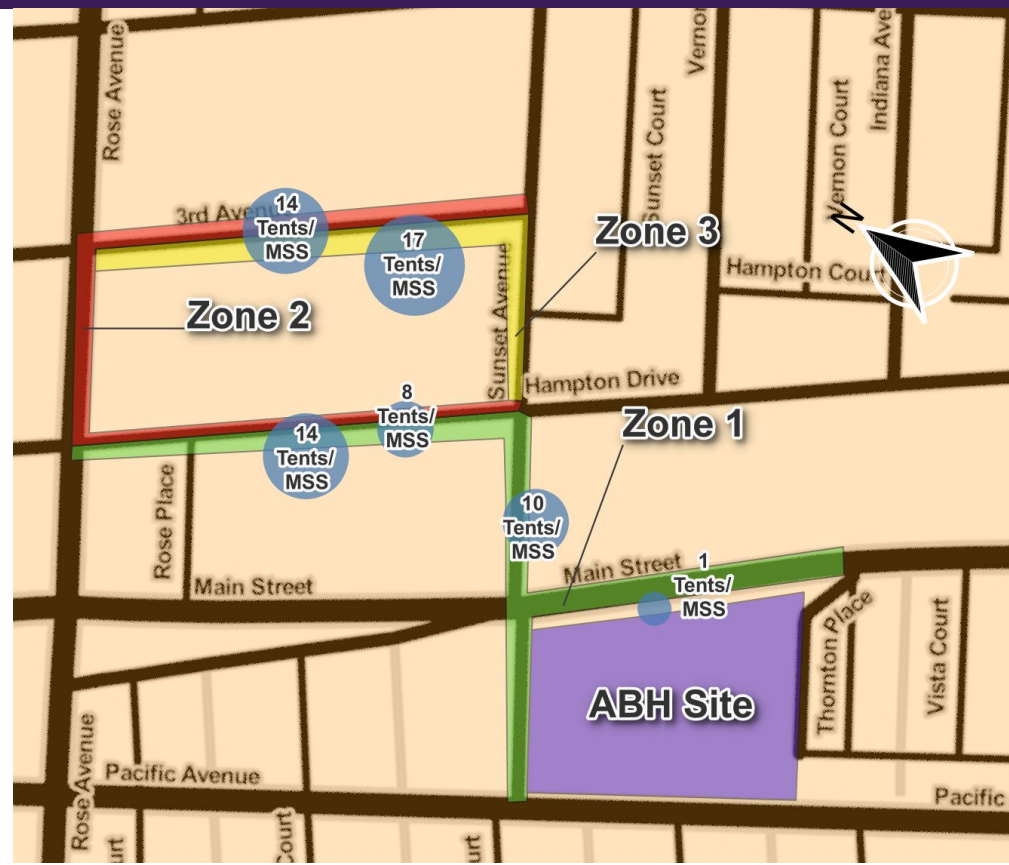
Total # of Individuals Moved Placed in Housing
96

Est. Total # of People Remaining
4

*Preliminary Numbers

*Map displays initial number of tents counted prior to ABH Venice operation.

Blue Circles: Encampment Size as of 1/3/2023



CPRA-23-EMD-000077

TOP LINES

ENGAGEMENT

PEOPLE IN INTERIM/PERM. HOUSING

96	4	4	3
Total Housing Placements From Site	Estimated Number of People Remaining	Estimated Number of Tents Remaining	Estimated Number of New Tents Built
85	103	4	59
Total People on the Estimated at the Beginning	Total People Contacted	Number of People Who Have Left the Location	Number of People Who Have Come to the Location Since 1/13
94	2	0	0
Total in Motels	Total in ABH	Total in Shelter	Total in Project Roomkey

*Preliminary Numbers
CPRA-23-EMD-000078

LOCATIONS SERVICED
STORAGE
VOLUNTARY DISPOSAL OF TRASH
ADDITIONAL WASTE COLLECTED

63

Total Locations Serviced

30

Serviced This Week

3

Serviced Since Yesterday

0

Total Items Sent to Storage

0

Items Sent This Week

0

Items Sent Since Yesterday

40,150

Total lbs

20,550

Lbs This week

3,000

Lbs since yesterday

628

Total Biohazard Waste (lbs) Collected

298

Biohazard Waste (lbs) This week

75

Bio Waste (lbs) Collected Since Yesterday

328

Total Hazardous Waste (lbs) Collected

146

Hazardous Waste (lbs) This week

75

Hazardous Waste (lbs) Collected Since Yesterday

CPRA-23-EMD-000079

DISABILITY & ACCESSIBILITY

2

Total Engaged

0

New Engagements This Week

0

New Engagements Since Yesterday

SERVICES REQUESTED

1

Durable Medical Equipment

0

Information and Referral

0

Alternative Format Printing

CPRA-23-EMD-000080

Source: LA City Department on Disability

ABH Venice Housing and Cleanup Report | Prepared by City of Los Angeles Mayor's Office of City Homelessness Initiatives

TOTAL INCIDENTS
ARRESTS
CITATIONS AND INFRACTIONS
MISDEMEANORS AND INFRACTIONS (63.44)

7

Total Incidents

7

Incidents This Week

0

New Incidents

1

Avg Incidents Per Day

0

Total Arrests

0

Arrests This Week

0

Total Felony Arrests

0

Total Misdemeanor Arrests

0

Total Infractions

0

Infractions This Week

7

Total Citations

7

Citations This Week

0

Total 63.44

0

Total Other RFC

0

New 63.44

0

Avg 63.44

CPRA-23-EMD-000081

**LAW ENFORCEMENT
INCIDENTS**

January 3, 2023 - January 12, 2023

January 10th - 7 parking ticket citations reported.

CPRA-23-EMD-000082

Source: LAPD

Cahuenga Housing and Cleanup Report | Prepared by City of Los Angeles Mayor's Office of City Homelessness Initiatives

End of Report
January 13, 2023

'Inside Safe' Encampment Launch Daily Report

Tuesday, January 31, 2023

CPRA-23-FMD-000084

Tracking Progress, Process and Priorities

Locations

Culver Median

87th & Western Ave

Contents

Progress Overview

Housing & Services

Sanitation & Storage

Essential Services

CPRA-23-EMD-000085

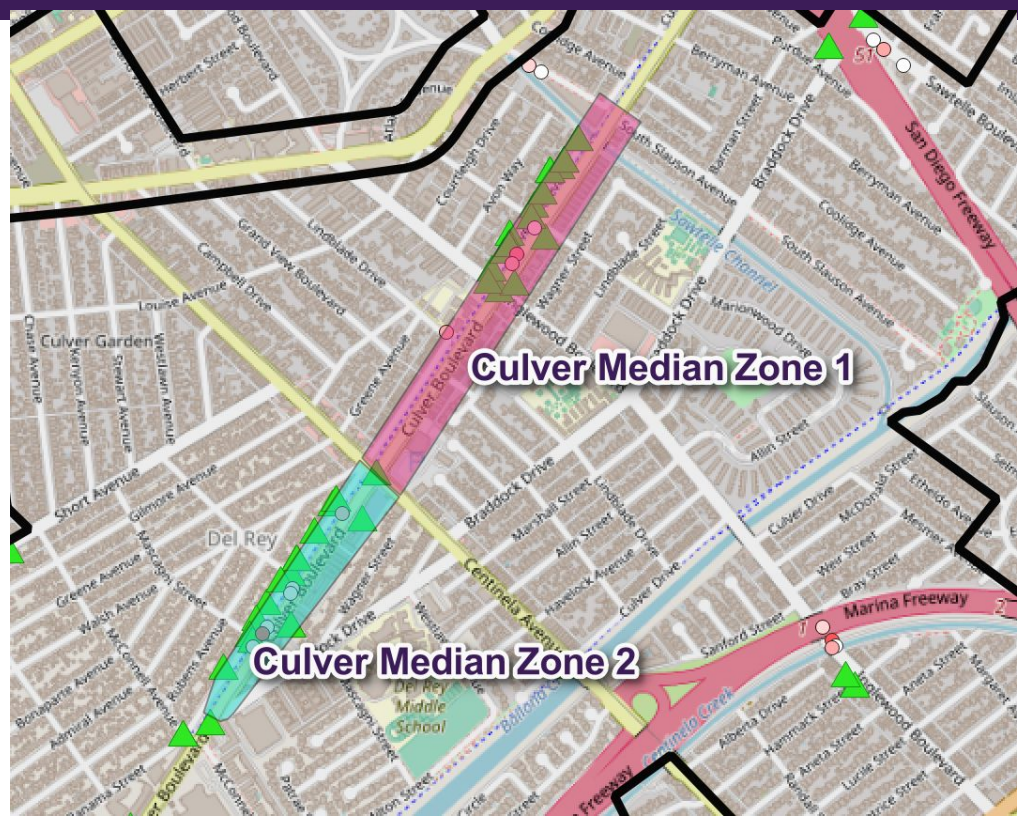
Culver Median "INSIDE SAFE" PROGRESS OVERVIEW

As of January 31, 2023

Total # of Individuals Moved Placed in Housing
8

Est. Total # of People Remaining
37

*Preliminary Numbers



TOP LINES

8

Total Housing Placements From Site

37

Estimated Number of People Remaining

36

Estimated Number of Tents Remaining

3

Estimated Number of New Tents Built

ENGAGEMENT

45

Total People on the Estimated at the Beginning

8

Total People Contacted

0

Number of People Who Have Left the Location

2

Number of People Who Have Come to the Location Since 1/30

PEOPLE IN INTERIM/PERM. HOUSING

8

Total in Motels

0

Total in ABH

0

Total in Shelter

0

Total in Project Roomkey

*Preliminary Numbers

CPRA-23-EMD-000087

Source: St. Joseph Center

LOCATIONS SERVICED

10

Total Locations Serviced

10

Serviced This Week

10

Serviced Since Yesterday

STORAGE

0

Total Items Sent to Storage

0

Items Sent This Week

0

Items Sent Since Yesterday

VOLUNTARY DISPOSAL OF TRASH

8,750

Total lbs

8,750

Lbs This week

8,750

Lbs since yesterday

ADDITIONAL WASTE COLLECTED

160

Total Biohazard Waste (lbs) Collected

160

Biohazard Waste (lbs) This week

160

Bio Waste (lbs) Collected Since Yesterday

29

Total Hazardous Waste (lbs) Collected

29

Hazardous Waste (lbs) This week

29

Hazardous Waste (lbs) Collected Since Yesterday

CPRA-23-EMD-000088

DISABILITY & ACCESSIBILITY

SERVICES REQUESTED

0

Total Engaged

0

New Engagements This Week

0

New Engagements Since Yesterday

0

Durable Medical Equipment

0

Information and Referral

0

Alternative Format Printing

CPRA-23-EMD-000089

Source: LA City Department on Disability

Culver Median Housing and Cleanup Report | Prepared by City of Los Angeles Mayor's Office of City Homelessness Initiatives

TOTAL INCIDENTS
ARRESTS
CITATIONS AND INFRACTIONS
MISDEMEANORS AND INFRACTIONS (63.44)

0	0	0	0
Total Incidents	Incidents This Week	New Incidents	Avg Incidents Per Day
0	0	0	0
Total Arrests	Arrests This Week	Total Felony Arrests	Total Misdemeanor Arrests
0	0	0	0
Total Infractions	Infractions This Week	Total Citations	Citations This Week
0	0	0	0
Total 63.44	Total Other RFC	New 63.44	Avg 63.44

Source: LAPD **CPRA-23-EMD-000090**

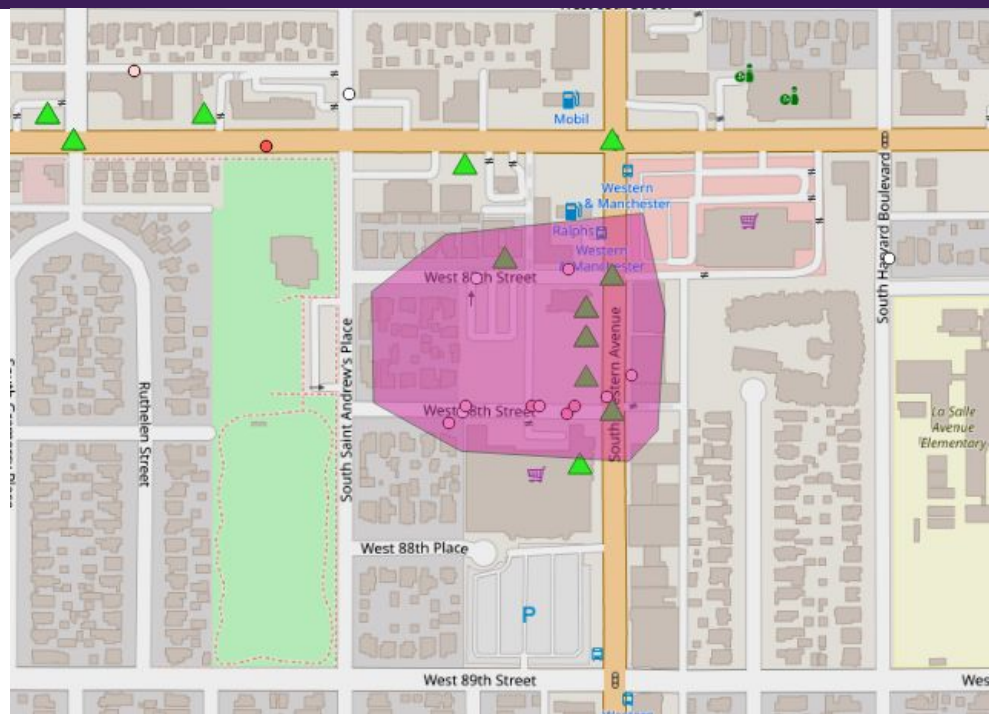
87th & Western Ave “INSIDE SAFE” PROGRESS OVERVIEW

As of January 31, 2023

Total # of Individuals Moved Placed in Housing
27

Est. Total # of People Remaining
0

*Preliminary Numbers



TOP LINES

ENGAGEMENT

PEOPLE IN INTERIM/PERM. HOUSING

27	0	0	0
Total Housing Placements From Site	Estimated Number of People Remaining	Estimated Number of Tents Remaining	Estimated Number of New Tents Built
27	27	0	0
Total People on the Estimated at the Beginning	Total People Contacted	Number of People Who Have Left the Location	Number of People Who Have Come to the Location Since 1/30
27	0	0	0
Total in Motels	Total in ABH	Total in Shelter	Total in Project Roomkey

*Preliminary Numbers
CPRA-23-EMD-000092

LOCATIONS SERVICED

7

Total Locations Serviced

7

Serviced This Week

7

Serviced Since Yesterday

STORAGE

0

Total Items Sent to Storage

0

Items Sent This Week

0

Items Sent Since Yesterday

VOLUNTARY DISPOSAL OF TRASH

7,100

Total lbs

7,100

Lbs This week

7,100

Lbs since yesterday

ADDITIONAL WASTE COLLECTED

40

Total Biohazard Waste (lbs) Collected

40

Biohazard Waste (lbs) This week

40

Bio Waste (lbs) Collected Since Yesterday

13

Total Hazardous Waste (lbs) Collected

13

Hazardous Waste (lbs) This week

13

Hazardous Waste (lbs) Collected Since Yesterday

CPRA-23-EMD-000093

DISABILITY & ACCESSIBILITY

SERVICES REQUESTED

4

Total Engaged

4

New Engagements This Week

4

New Engagements Since Yesterday

2

Durable Medical Equipment

0

Information and Referral

0

Alternative Format Printing

CPRA-23-EMD-000094

TOTAL INCIDENTS
ARRESTS
CITATIONS AND INFRACTIONS
MISDEMEANORS AND INFRACTIONS (63.44)

0	0	0	0
Total Incidents	Incidents This Week	New Incidents	Avg Incidents Per Day
0	0	0	0
Total Arrests	Arrests This Week	Total Felony Arrests	Total Misdemeanor Arrests
0	0	0	0
Total Infractions	Infractions This Week	Total Citations	Citations This Week
0	0	0	0
Total 63.44	Total Other RFC	New 63.44	Avg 63.44

Source: LAPD **CPRA-23-EMD-000095**

End of Report
January 31, 2023

'Inside Safe' Encampment Launch Daily Report

CPRA-23-EMD-000997
Wednesday, February 1, 2023

Tracking Progress, Process and Priorities

Locations

Culver Median

87th & Western Ave

Contents

Progress Overview

Housing & Services

Sanitation & Storage

Essential Services

CPRA-23-EMD-000098

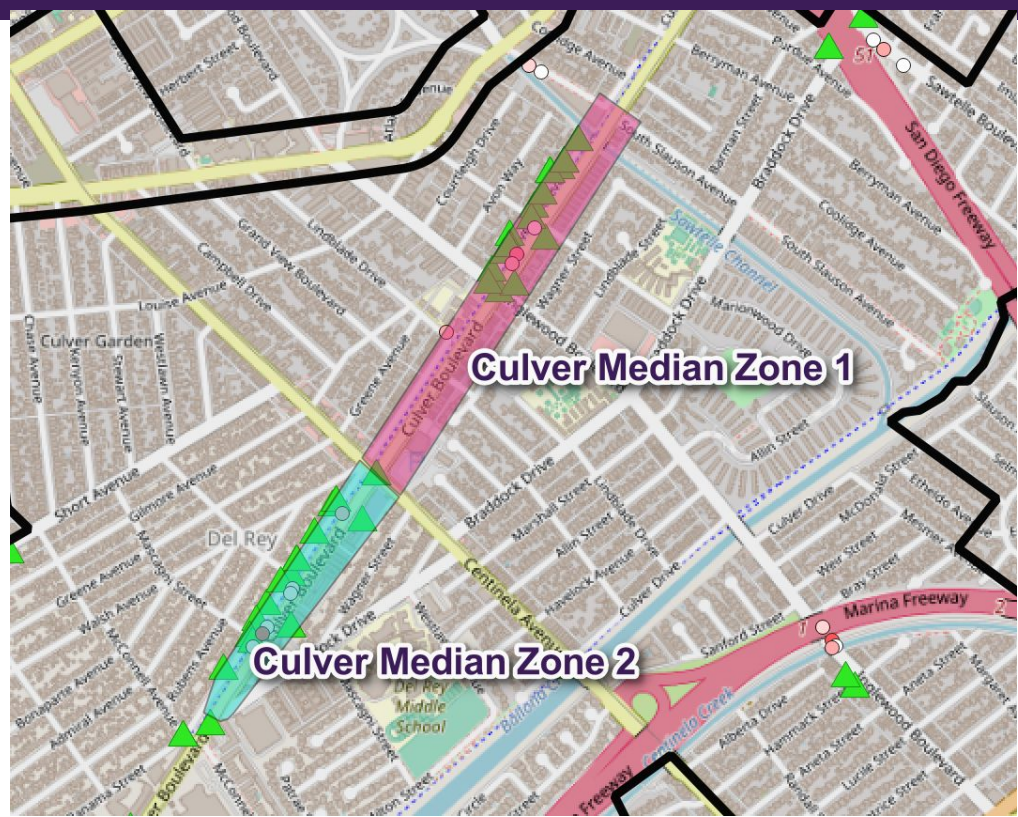
Culver Median "INSIDE SAFE" PROGRESS OVERVIEW

As of January 31, 2023

Total # of Individuals Moved Placed in Housing
20

Est. Total # of People Remaining
25

*Preliminary Numbers



MAKING AN IMPACT

Scenes from the Field • From January 31, 2023



PHOTOS FROM CITY OF LOS ANGELES BUREAU OF SANITATION AND ENVIRONMENT

The Culver Median Inside Safe Operation has successfully relocated 20 individuals to safe housing.

CPRA-23-EMD-000100

TOP LINES

20

Total Housing Placements From Site

25

Estimated Number of People Remaining

16

Estimated Number of Tents Remaining

2

Estimated Number of New Tents Built

ENGAGEMENT

45

Total People on the Estimated at the Beginning

21

Total People Contacted

0

Number of People Who Have Left the Location

4

Number of People Who Have Come to the Location Since 1/30

PEOPLE IN INTERIM/PERM. HOUSING

20

Total in Motels

0

Total in ABH

0

Total in Shelter

0

Total in Project Roomkey

*Preliminary Numbers

CPRA-23-EMD-000101

Source: St. Joseph Center

LOCATIONS SERVICED

22

Total Locations Serviced

22

Serviced This Week

12

Serviced Since Yesterday

STORAGE

0

Total Items Sent to Storage

0

Items Sent This Week

0

Items Sent Since Yesterday

VOLUNTARY DISPOSAL OF TRASH

24,550

Total lbs

24,550

Lbs This week

15,800

Lbs since yesterday

ADDITIONAL WASTE COLLECTED

260

Total Biohazard Waste (lbs) Collected

260

Biohazard Waste (lbs) This week

100

Bio Waste (lbs) Collected Since Yesterday

89

Total Hazardous Waste (lbs) Collected

89

Hazardous Waste (lbs) This week

60

Hazardous Waste (lbs) Collected Since Yesterday

CPRA-23-EMD-000102

DISABILITY & ACCESSIBILITY SERVICES REQUESTED

1	1	1
Total Engaged	New Engagements This Week	New Engagements Since Yesterday
0	0	0
Durable Medical Equipment	Information and Referral	Alternative Format Printing

CPRA-23-EMD-000103

TOTAL INCIDENTS
ARRESTS
CITATIONS AND INFRACTIONS
MISDEMEANORS AND INFRACTIONS (63.44)

0	0	0	0
Total Incidents	Incidents This Week	New Incidents	Avg Incidents Per Day
0	0	0	0
Total Arrests	Arrests This Week	Total Felony Arrests	Total Misdemeanor Arrests
0	0	0	0
Total Infractions	Infractions This Week	Total Citations	Citations This Week
0	0	0	0
Total 63.44	Total Other RFC	New 63.44	Avg 63.44

Source: LAPD **CPRA-23-EMD-000104**

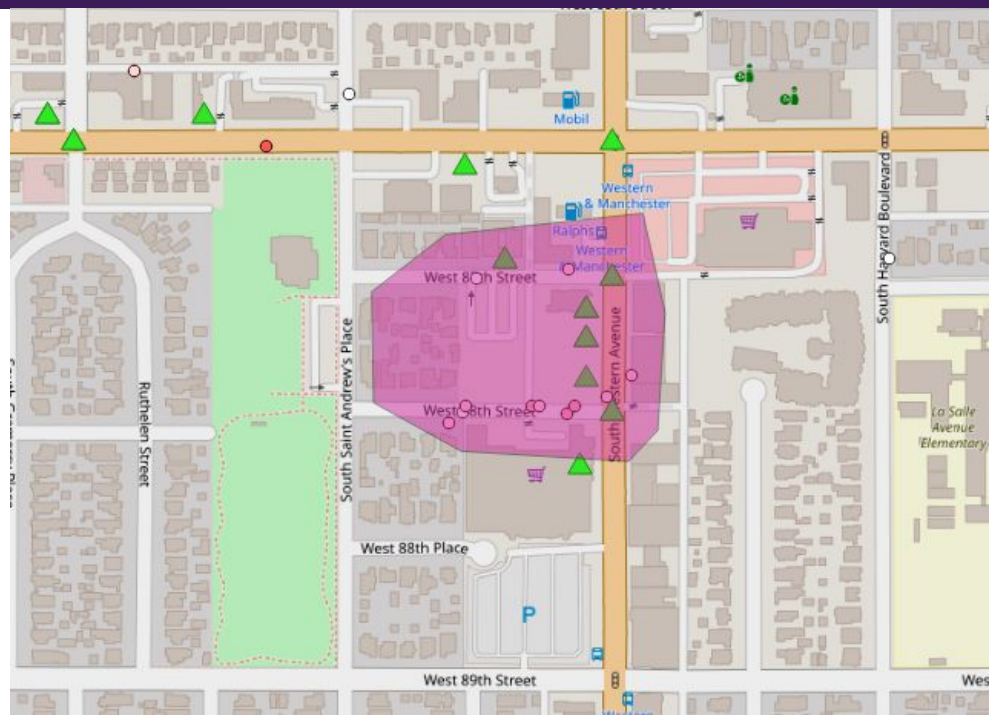
87th & Western Ave "INSIDE SAFE" PROGRESS OVERVIEW

As of January 31, 2023

Total # of Individuals Moved Placed in Housing
27

Est. Total # of People Remaining
0

*Preliminary Numbers



MAKING AN IMPACT

Scenes from the Field • From January 30, 2023



PHOTOS FROM CITY OF LOS ANGELES BUREAU OF SANITATION AND ENVIRONMENT

The 87th & Western Inside Safe Operation has successfully relocated 27 individuals to safe housing.

CPRA-23-EMD-000106

TOP LINES

ENGAGEMENT

PEOPLE IN INTERIM/PERM. HOUSING

27	0	0	0
Total Housing Placements From Site	Estimated Number of People Remaining	Estimated Number of Tents Remaining	Estimated Number of New Tents Built
27	27	0	0
Total People on the Estimated at the Beginning	Total People Contacted	Number of People Who Have Left the Location	Number of People Who Have Come to the Location Since 1/30
27	0	0	0
Total in Motels	Total in ABH	Total in Shelter	Total in Project Roomkey

*Preliminary Numbers
CPRA-23-EMD-000107

LOCATIONS SERVICED
STORAGE
VOLUNTARY DISPOSAL OF TRASH
ADDITIONAL WASTE COLLECTED

7	7	7
Total Locations Serviced	Serviced This Week	Serviced Since Yesterday
0	0	0
Total Items Sent to Storage	Items Sent This Week	Items Sent Since Yesterday
7,100	7,100	7,100
Total lbs	Lbs This week	Lbs since yesterday
40	40	40
Total Biohazard Waste (lbs) Collected	Biohazard Waste (lbs) This week	Bio Waste (lbs) Collected Since Yesterday
13	13	13
Total Hazardous Waste (lbs) Collected	Hazardous Waste (lbs) This week	Hazardous Waste (lbs) Collected Since Yesterday

CPRA-23-EMD-000108

DISABILITY & ACCESSIBILITY

SERVICES REQUESTED

4

Total Engaged

4

New Engagements This Week

4

New Engagements Since Yesterday

2

Durable Medical Equipment

0

Information and Referral

0

Alternative Format Printing

CPRA-23-EMD-000109

Source: LA City Department on Disability

87th & Western Ave Housing and Cleanup Report | Prepared by City of Los Angeles Mayor's Office of City Homelessness Initiatives

TOTAL INCIDENTS
ARRESTS
CITATIONS AND INFRACTIONS
MISDEMEANORS AND INFRACTIONS (63.44)

0	0	0	0
Total Incidents	Incidents This Week	New Incidents	Avg Incidents Per Day
0	0	0	0
Total Arrests	Arrests This Week	Total Felony Arrests	Total Misdemeanor Arrests
0	0	0	0
Total Infractions	Infractions This Week	Total Citations	Citations This Week
0	0	0	0
Total 63.44	Total Other RFC	New 63.44	Avg 63.44

Source: LAPD **CPRA-23-EMD-000110**

End of Report
February 1, 2023

'Inside Safe' Encampment Launch Daily Report

CPRA-23-EMD-000112
Friday, February 3, 2023

Tracking Progress, Process and Priorities

Locations

Culver Median

Contents

Progress Overview

Housing & Services

Sanitation & Storage

Essential Services

CPRA-23-EMD-000113

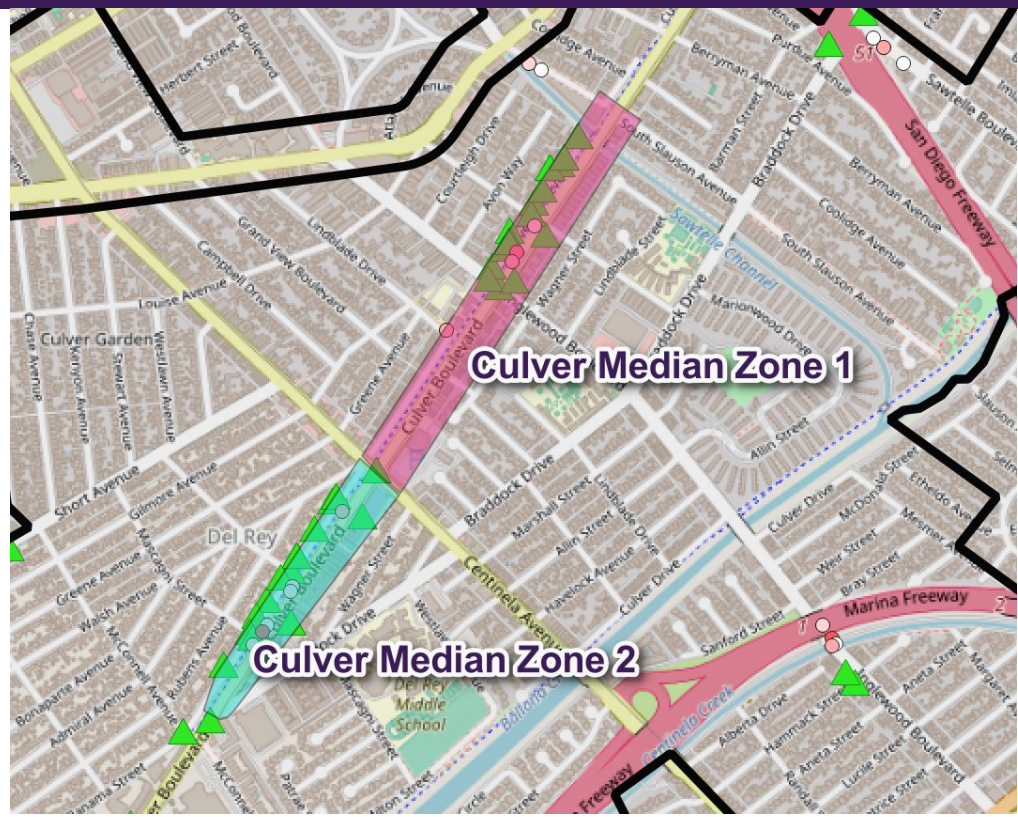
Culver Median "INSIDE SAFE" PROGRESS OVERVIEW

As of February 2nd, 2023

Total # of Individuals Moved Placed in Housing
43

Est. Total # of People Remaining
3

*Preliminary Numbers



Source: St. Joseph Center **CPRA-23-EMD-000114**

TOP LINES

43	3	3	1
Total Housing Placements From Site	Estimated Number of People Remaining	Estimated Number of Tents Remaining	Estimated Number of New Tents Built

ENGAGEMENT

45	44	0	14
Total People on the Estimated at the Beginning	Total People Contacted	Number of People Who Have Left the Location	Number of People Who Have Come to the Location Since 1/30

PEOPLE IN INTERIM/PERM. HOUSING

43	0	0	0
Total in Motels	Total in ABH	Total in Shelter	Total in Project Roomkey

*Preliminary Numbers
CPRA-23-EMD-000115

LOCATIONS SERVICED
STORAGE
VOLUNTARY DISPOSAL OF TRASH
ADDITIONAL WASTE COLLECTED

39

Total Locations Serviced

39

Serviced This Week

5

Serviced Since Yesterday

0

Total Items Sent to Storage

0

Items Sent This Week

0

Items Sent Since Yesterday

40,100

Total lbs

40,100

Lbs This week

2,650

Lbs since yesterday

313

Total Biohazard Waste (lbs) Collected

313

Biohazard Waste (lbs) This week

0

Bio Waste (lbs) Collected Since Yesterday

140

Total Hazardous Waste (lbs) Collected

140

Hazardous Waste (lbs) This week

7

Hazardous Waste (lbs) Collected Since Yesterday

CPRA-23-EMD-000116

DISABILITY & ACCESSIBILITY
SERVICES REQUESTED

1

Total Engaged

1

New Engagements This Week

0

New Engagements Since Yesterday

1

Durable Medical Equipment

0

Information and Referral

0

Alternative Format Printing

CPRA-23-EMD-000117

TOTAL INCIDENTS

0

Total
Incidents

0

Incidents
This Week

0

New
Incidents

0

Avg Incidents
Per Day

ARRESTS

0

Total
Arrests

0

Arrests
This Week

0

Total
Felony Arrests

0

Total
Misdemeanor Arrests

CITATIONS AND INFRACTIONS

0

Total
Infractions

0

Infractions
This Week

0

Total
Citations

0

Citations
This Week

MISDEMEANORS AND INFRACTIONS (63.44)

0

Total
63.44

0

Total
Other RFC

0

New
63.44

0

Avg
63.44

CPRA-23-EMD-000118

End of Report
February 3, 2023

'Inside Safe' Encampment Launch Daily Report

Monday, February 6, 2023

CPRA-23-EMD-000120

Tracking Progress, Process and Priorities

Locations

Culver Median

Contents

- Progress Overview
- Scenes from Field
- Housing & Services
- Sanitation & Storage
- Essential Services

CPRA-23-EMD-000121

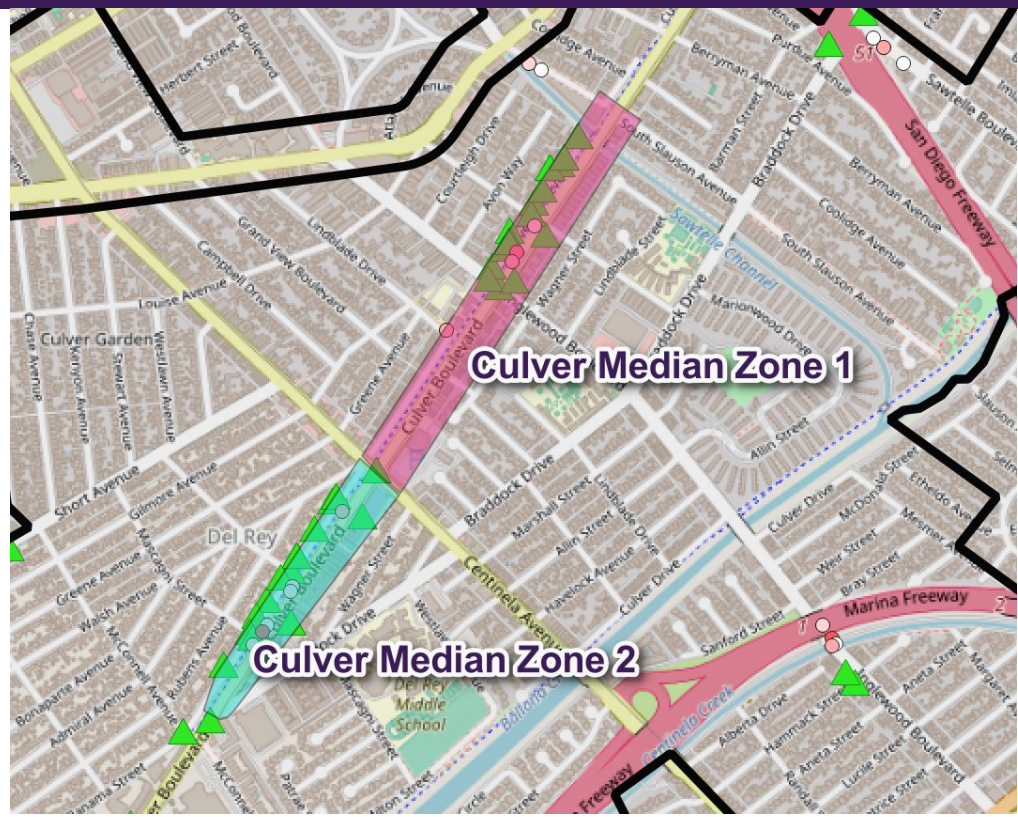
Culver Median "INSIDE SAFE" PROGRESS OVERVIEW

As of February 3rd, 2023

Total # of Individuals Moved Placed in Housing
48

Est. Total # of People Remaining
0

*Preliminary Numbers



Source: St. Joseph Center **CPRA-23-EMD-000122**

MAKING AN IMPACT

Scenes from the Field • From February 3, 2023



PHOTOS FROM CITY OF LOS ANGELES BUREAU OF SANITATION AND ENVIRONMENT

The Culver Median Inside Safe Operation has successfully relocated 48 individuals to safe housing.

CPRA-23-EMD-000123

TOP LINES

48	0	0	1
Total Housing Placements From Site	Estimated Number of People Remaining	Estimated Number of Tents Remaining	Estimated Number of New Tents Built

ENGAGEMENT

45	48	0	16
Total People on the Estimated at the Beginning	Total People Contacted	Number of People Who Have Left the Location	Number of People Who Have Come to the Location Since 1/30

PEOPLE IN INTERIM/PERM. HOUSING

48	0	0	0
Total in Motels	Total in ABH	Total in Shelter	Total in Project Roomkey

*Preliminary Numbers
CPRA-23-EMD-000124

LOCATIONS SERVICED
STORAGE
VOLUNTARY DISPOSAL OF TRASH
ADDITIONAL WASTE COLLECTED

42	42	3
Total Locations Serviced	Serviced This Week	Serviced Since Yesterday
0	0	0
Total Items Sent to Storage	Items Sent This Week	Items Sent Since Yesterday
41,600	41,600	1,500
Total lbs	Lbs This week	Lbs since yesterday
313	313	0
Total Biohazard Waste (lbs) Collected	Biohazard Waste (lbs) This week	Bio Waste (lbs) Collected Since Yesterday
373	373	233
Total Hazardous Waste (lbs) Collected	Hazardous Waste (lbs) This week	Hazardous Waste (lbs) Collected Since Yesterday

CPRA-23-EMD-000125

DISABILITY & ACCESSIBILITY

1

Total Engaged

0

New Engagements This Week

0

New Engagements Since Yesterday

SERVICES REQUESTED

1

Durable Medical Equipment

0

Information and Referral

0

Alternative Format Printing

CPRA-23-EMD-000126

Source: LA City Department on Disability

Culver Median Housing and Cleanup Report | Prepared by City of Los Angeles Mayor's Office of City Homelessness Initiatives

TOTAL INCIDENTS

0

Total Incidents

0

Incidents This Week

0

New Incidents

0

Avg Incidents Per Day

ARRESTS

0

Total Arrests

0

Arrests This Week

0

Total Felony Arrests

0

Total Misdemeanor Arrests

CITATIONS AND INFRACTIONS

0

Total Infractions

0

Infractions This Week

0

Total Citations

0

Citations This Week

MISDEMEANORS AND INFRACTIONS (63.44)

0

Total 63.44

0

Total Other RFC

0

New 63.44

0

Avg 63.44

CPRA-23-EMD-000127

End of Report
February 6, 2023

'Inside Safe' Encampment Launch Daily Report

CPRA-23-EMD-000129
Wednesday, February 8, 2023

Tracking Progress, Process and Priorities

Locations

99th/Flower

Contents

- Progress Overview
- Scenes from Field
- Housing & Services
- Sanitation & Storage
- Essential Services

CPRA-23-EMD-000130

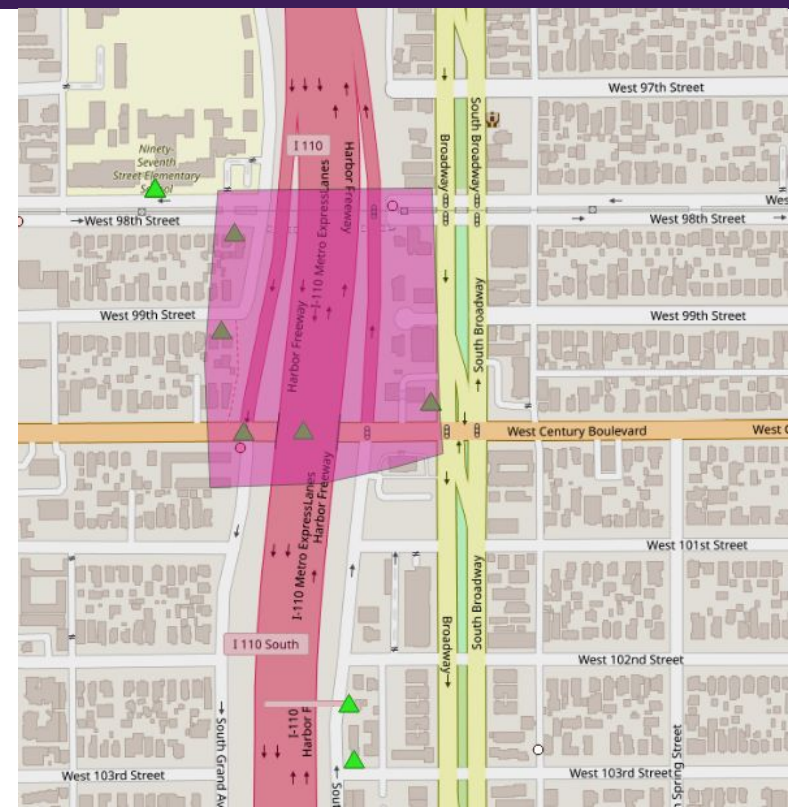
99th/Flower "INSIDE SAFE" PROGRESS OVERVIEW

As of February 7th, 2023

Total # of Individuals Moved Placed in Housing
37

Est. Total # of People Remaining
0


*Preliminary Numbers



Source: HOPICS **CPRA-23-EMD-000131**

MAKING AN IMPACT

Scenes from the Field • From February 7, 2023



PHOTOS FROM CITY OF LOS ANGELES BUREAU OF SANITATION AND ENVIRONMENT

The 99th/Flower Inside Safe Operation has successfully relocated 37 individuals to safe housing.

CPRA-23-EMD-000132

TOP LINES

37	0	0	0
Total Housing Placements From Site	Estimated Number of People Remaining	Estimated Number of Tents Remaining	Estimated Number of New Tents Built

ENGAGEMENT

27	37	0	10
Total People on the Estimated at the Beginning	Total People Contacted	Number of People Who Have Left the Location	Number of People Who Have Come to the Location Since 2/7

PEOPLE IN INTERIM/PERM. HOUSING

37	0	0	0
Total in Motels	Total in ABH	Total in Shelter	Total in Project Roomkey

*Preliminary Numbers
CPRA-23-EMD-000133

LOCATIONS SERVICED
STORAGE
VOLUNTARY DISPOSAL OF TRASH
ADDITIONAL WASTE COLLECTED

0	0	0
Total Locations Serviced	Serviced This Week	Serviced Since Yesterday
0	0	0
Total Items Sent to Storage	Items Sent This Week	Items Sent Since Yesterday
380	380	380
Total lbs	Lbs This week	Lbs since yesterday
10	10	10
Total Biohazard Waste (lbs) Collected	Biohazard Waste (lbs) This week	Bio Waste (lbs) Collected Since Yesterday
6	6	6
Total Hazardous Waste (lbs) Collected	Hazardous Waste (lbs) This week	Hazardous Waste (lbs) Collected Since Yesterday

CPRA-23-EMD-000134

DISABILITY & ACCESSIBILITY

0

Total Engaged

0

New Engagements This Week

0

New Engagements Since Yesterday

SERVICES REQUESTED

0

Durable Medical Equipment

0

Information and Referral

0

Alternative Format Printing

CPRA-23-EMD-000135

Source: LA City Department on Disability

99th/Flower Housing and Cleanup Report | Prepared by City of Los Angeles Mayor's Office of City Homelessness Initiatives

TOTAL INCIDENTS
ARRESTS
CITATIONS AND INFRACTIONS
MISDEMEANORS AND INFRACTIONS (63.44)

0

Total Incidents

0

Incidents This Week

0

New Incidents

0

Avg Incidents Per Day

0

Total Arrests

0

Arrests This Week

0

Total Felony Arrests

0

Total Misdemeanor Arrests

0

Total Infractions

0

Infractions This Week

0

Total Citations

0

Citations This Week

0

Total 63.44

0

Total Other RFC

0

New 63.44

0

Avg 63.44

CPRA-23-EMD-000136

End of Report
February 8, 2023

'Inside Safe' Encampment Launch Daily Report

CPRA-23-EMD-000138
Friday, February 17, 2023

Tracking Progress, Process and Priorities

Locations

6th and Fairfax

Contents

Progress Overview

Scenes from Field

Housing & Services

Sanitation & Storage

Essential Services

CPRA-23-EMD-000139

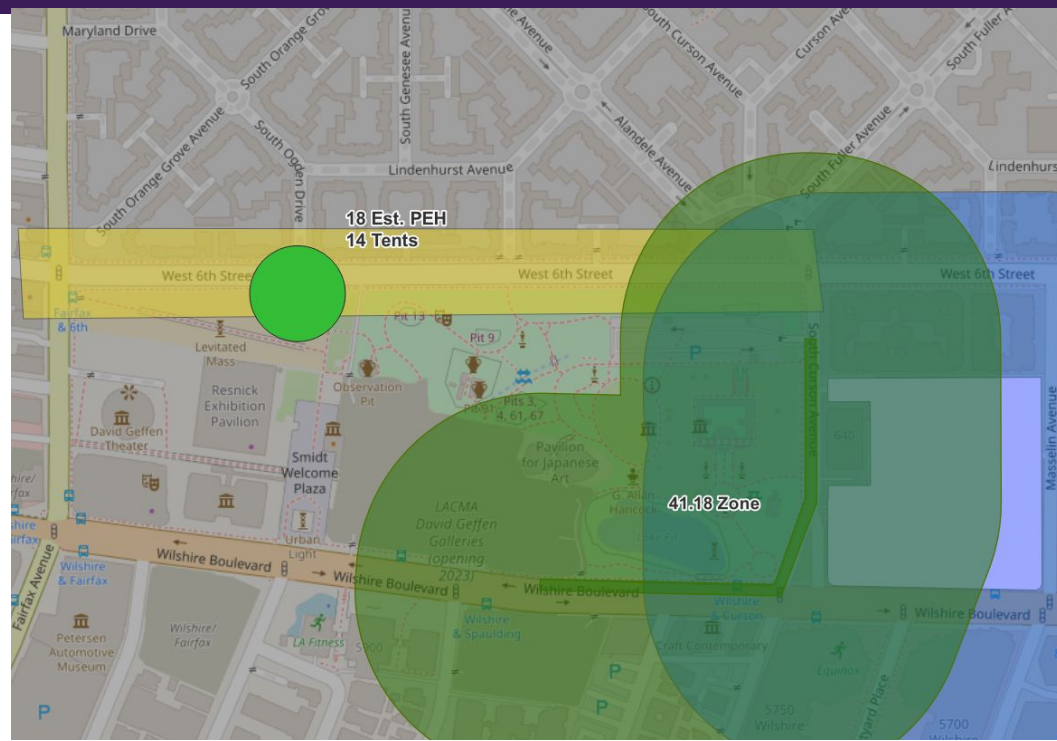
6th and Fairfax “INSIDE SAFE” PROGRESS OVERVIEW

As of February 16th, 2023

Total # of Individuals Moved Placed in Housing
23

Est. Total # of People Remaining
3

*Preliminary Numbers



*Map displays initial number of tents counted prior to 6th and Fairfax operation.

Source: The People Concern CPRA-23-EMD-000140

MAKING AN IMPACT

Scenes from the Field • From February 16, 2023



PHOTOS FROM CITY OF LOS ANGELES COUNCIL DISTRICT 5

The 6th and Fairfax Inside Safe Operation has successfully relocated 23 individuals to safe housing.

CPRA-23-EMD-000141

MAKING AN IMPACT

Scenes from the Field • From February 16, 2023



PHOTOS FROM CITY OF LOS ANGELES COUNCIL DISTRICT 5

CPRA-23-EMD-000142 The 6th and Fairfax Inside Safe Operation has successfully relocated 23 individuals to safe housing.

TOP LINES

23 3 2 0

Total Housing Placements From Site Estimated Number of People Remaining Estimated Number of Tents Remaining Estimated Number of New Tents Built

ENGAGEMENT

27 23 0 0

Total People on the Estimated at the Beginning Total People Contacted Number of People Who Have Left the Location Number of People Who Have Come to the Location Since 2/16

PEOPLE IN INTERIM/PERM. HOUSING

23 0 0 0

Total in Motels Total in ABH Total in THV Total in Project Roomkey

*Preliminary Numbers

CPRA-23-EMD-000143

Source: The People Concern

LOCATIONS SERVICED

13

Total Locations Serviced

13

Serviced This Week

13

Serviced Since Yesterday

STORAGE

0

Total Items Sent to Storage

0

Items Sent This Week

0

Items Sent Since Yesterday

VOLUNTARY DISPOSAL OF TRASH

4,345

Total lbs

4,345

Lbs This week

4,345

Lbs since yesterday

ADDITIONAL WASTE COLLECTED

380

Total Biohazard Waste (lbs) Collected

380

Biohazard Waste (lbs) This week

380

Bio Waste (lbs) Collected Since Yesterday

45

Total Hazardous Waste (lbs) Collected

45

Hazardous Waste (lbs) This week

45

Hazardous Waste (lbs) Collected Since Yesterday

CPRA-23-EMD-000144

DISABILITY & ACCESSIBILITY

0

Total Engaged

0

New Engagements This Week

0

New Engagements Since Yesterday

SERVICES REQUESTED

0

Durable Medical Equipment

0

Information and Referral

0

Alternative Format Printing

CPRA-23-EMD-000145

Source: LA City Department on Disability

6th and Fairfax Housing and Cleanup Report | Prepared by City of Los Angeles Mayor's Office of City Homelessness Initiatives

TOTAL INCIDENTS
ARRESTS
CITATIONS AND INFRACTIONS
MISDEMEANORS AND INFRACTIONS (63.44)

0	0	0	0
Total Incidents	Incidents This Week	New Incidents	Avg Incidents Per Day
0	0	0	0
Total Arrests	Arrests This Week	Total Felony Arrests	Total Misdemeanor Arrests
0	0	0	0
Total Infractions	Infractions This Week	Total Citations	Citations This Week
0	0	0	0
Total 63.44	Total Other RFC	New 63.44	Avg 63.44

Source: LAPD **CPRA-23-EMD-000146**

End of Report
February 17, 2023

'Inside Safe' Encampment Launch Daily Report

CPRA-23-EMD-000148
Wednesday, February 22, 2023

Tracking Progress, Process and Priorities

Locations

81st and Figueroa

Contents

Progress Overview

Scenes from Field

Housing & Services

Sanitation & Storage

Essential Services

CPRA-23-EMD-000149

81st and Figueroa “INSIDE SAFE” PROGRESS OVERVIEW

As of February 21th, 2023

Total # of Individuals Moved
Placed in Housing

26

Est. Total # of People
Remaining

0

*Preliminary Numbers



MAKING AN IMPACT

Scenes from the Field • From February 21, 2023



PHOTOS FROM CITY OF LOS ANGELES BUREAU OF SANITATION AND ENVIRONMENT

The 81st and Figueroa Inside Safe Operation has successfully relocated 26 individuals to safe housing.

CPRA-23-EMD-000151

TOP LINES

26	0	0	0
Total Housing Placements From Site	Estimated Number of People Remaining	Estimated Number of Tents Remaining	Estimated Number of New Tents Built

ENGAGEMENT

22	29	3	0
Total People on the Estimated at the Beginning	Total People Contacted	Number of People Who Have Left the Location	Number of People Who Have Come to the Location Since 2/21

PEOPLE IN INTERIM/PERM. HOUSING

20	6	0	0
Total in Motels	Total in Shelter	Total in THV	Total in ABH

*Preliminary Numbers
CPRA-23-EMD-000152

LOCATIONS SERVICED

1

Total Locations Serviced

1

Serviced This Week

1

Serviced Since Yesterday

STORAGE

0

Total Items Sent to Storage

0

Items Sent This Week

0

Items Sent Since Yesterday

VOLUNTARY DISPOSAL OF TRASH

28,720

Total lbs

28,720

Lbs This week

28,720

Lbs since yesterday

ADDITIONAL WASTE COLLECTED

60

Total Biohazard Waste (lbs) Collected

60

Biohazard Waste (lbs) This week

60

Bio Waste (lbs) Collected Since Yesterday

50

Total Hazardous Waste (lbs) Collected

50

Hazardous Waste (lbs) This week

50

Hazardous Waste (lbs) Collected Since Yesterday

CPRA-23-EMD-000153

DISABILITY & ACCESSIBILITY

0

Total Engaged

0

New Engagements This Week

0

New Engagements Since Yesterday

SERVICES REQUESTED

0

Durable Medical Equipment

0

Information and Referral

0

Alternative Format Printing

CPRA-23-EMD-000154

Source: LA City Department on Disability

81st and Figueroa Housing and Cleanup Report | Prepared by City of Los Angeles Mayor's Office of City Homelessness Initiatives

TOTAL INCIDENTS
ARRESTS
CITATIONS AND INFRACTIONS
MISDEMEANORS AND INFRACTIONS (63.44)

0	0	0	0
Total Incidents	Incidents This Week	New Incidents	Avg Incidents Per Day
0	0	0	0
Total Arrests	Arrests This Week	Total Felony Arrests	Total Misdemeanor Arrests
0	0	0	0
Total Infractions	Infractions This Week	Total Citations	Citations This Week
0	0	0	0
Total 63.44	Total Other RFC	New 63.44	Avg 63.44

CPRA-23-EMD-000155

End of Report
February 22, 2023



'Inside Safe' Encampment Launch Daily Report

CPRA-23-FMD-000157
Thursday, April 20, 2023

Tracking Progress, Process and Priorities

Locations

Arcadia/Spring

Contents

Progress Overview

Scenes from Field

Housing & Services

Sanitation & Storage

Essential Services

CPRA-23-EMD-000158

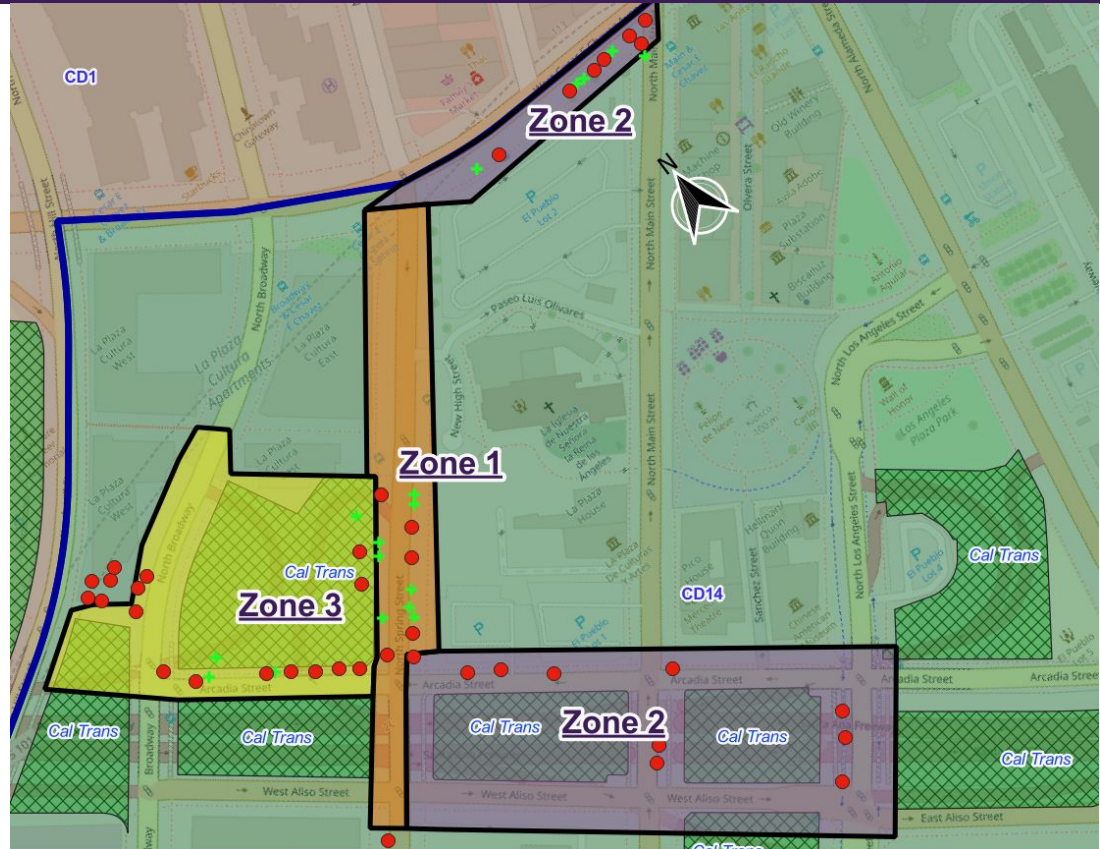
Arcadia/Spring “INSIDE SAFE” PROGRESS OVERVIEW

As of April 19, 2023

Total # of Individuals Moved Placed in Housing
31

Est. Total # of Tents Remaining
41

*Preliminary Numbers



MAKING AN IMPACT

Scenes from the Field • From April 19, 2023



PHOTOS FROM MAYOR'S OFFICE OF CITY HOMELESSNESS INITIATIVES

The Arcadia/Spring Inside Safe Operation has successfully relocated 31 individuals to safe housing.

CPRA-23-EMD-000160

MAKING AN IMPACT

Scenes from the Field • From April 19, 2023




PHOTOS FROM CITY OF LOS ANGELES BUREAU OF SANITATION AND ENVIRONMENT

The Arcadia/Spring Inside Safe Operation has successfully relocated 31 individuals to safe housing.

CPRA-23-EMD-000161

MAKING AN IMPACT

Scenes from the Field • From April 19, 2023



PHOTOS FROM CITY OF LOS ANGELES BUREAU OF SANITATION AND ENVIRONMENT

The Arcadia/Spring Inside Safe Operation has successfully relocated 31 individuals to safe housing.
CPRA-23-EMD-000162

MAKING AN IMPACT

Scenes from the Field • From April 19, 2023



PHOTOS FROM CITY OF LOS ANGELES BUREAU OF SANITATION AND ENVIRONMENT

The Arcadia/Spring Inside Safe Operation has successfully relocated 31 individuals to safe housing.
CPRA-23-EMD-000163

MAKING AN IMPACT

Scenes from the Field • From April 19, 2023




PHOTOS FROM CITY OF LOS ANGELES BUREAU OF SANITATION AND ENVIRONMENT

The Arcadia/Spring Inside Safe Operation has successfully relocated 31 individuals to safe housing.

CPRA-23-EMD-000164

MAKING AN IMPACT

Scenes from the Field • From April 19, 2023




PHOTOS FROM CITY OF LOS ANGELES BUREAU OF SANITATION AND ENVIRONMENT

The Arcadia/Spring Inside Safe Operation has successfully relocated 31 individuals to safe housing.

CPRA-23-EMD-000165

MAKING AN IMPACT

Scenes from the Field • From April 19, 2023



PHOTOS FROM CITY OF LOS ANGELES BUREAU OF SANITATION AND ENVIRONMENT

The Arcadia/Spring Inside Safe Operation has successfully relocated 31 individuals to safe housing.

CPRA-23-EMD-000166

TOP LINES

31

Total Housing Placements From Site

41

Estimated Number of People Remaining

41

Estimated Number of Tents Remaining

0

Estimated Number of New Tents Built

ENGAGEMENT

65

Total People on the Estimated at the Beginning

31

Total People Contacted

2

Number of People Who Have Left the Location

2

Number of People Who Have Come to the Location Since 4/19

PEOPLE IN INTERIM/PERM. HOUSING

30

Total in LA Grand

1

Total in PHK

0

Total in THV

0

Total in ABH

*Preliminary Numbers

CPRA-23-EMD-000167

Source: LAHSA

Arcadia/Spring Housing and Cleanup Report | Prepared by City of Los Angeles Mayor's Office of City Homelessness Initiatives

LOCATIONS SERVICED	1	1	1
	Total Locations Serviced	Serviced This Week	Serviced Since Yesterday
STORAGE	1	1	1
	Total Items Sent to Storage	Items Sent This Week	Items Sent Since Yesterday
VOLUNTARY DISPOSAL OF TRASH	2,500	2,500	2,500
	Total lbs	Lbs This week	Lbs since yesterday
ADDITIONAL WASTE COLLECTED	55	55	55
	Total Biohazard Waste (lbs) Collected	Biohazard Waste (lbs) This week	Bio Waste (lbs) Collected Since Yesterday
	15	15	15
	Total Hazardous Waste (lbs) Collected	Hazardous Waste (lbs) This week	Hazardous Waste (lbs) Collected Since Yesterday

CPRA-23-EMD-000168

DISABILITY & ACCESSIBILITY

0

Total Engaged

0

New Engagements This Week

0

New Engagements Since Yesterday

SERVICES REQUESTED

0

Durable Medical Equipment

0

Information and Referral

0

Alternative Format Printing

CPRA-23-EMD-000169

TOTAL INCIDENTS

0

Total Incidents

0

Incidents This Week

0

New Incidents

0

Avg Incidents Per Day

ARRESTS

0

Total Arrests

0

Arrests This Week

0

Total Felony Arrests

0

Total Misdemeanor Arrests

CITATIONS AND INFRACTIONS

0

Total Infractions

0

Infractions This Week

0

Total Citations

0

Citations This Week

MISDEMEANORS AND INFRACTIONS (63.44)

0

Total 63.44

0

Total Other RFC

0

New 63.44

0

Avg 63.44

CPRA-23-EMD-000170

End of Report
April 20, 2023



‘Inside Safe’ Encampment Launch Daily Report Arcadia/Spring

Friday, April 21, 2023

CPRA-23-EMD-000172

Tracking Progress, Process and Priorities

Locations

Arcadia/Spring

Contents

Progress Overview

Scenes from Field

Housing & Services

Sanitation & Storage

Essential Services

CPRA-23-EMD-000173

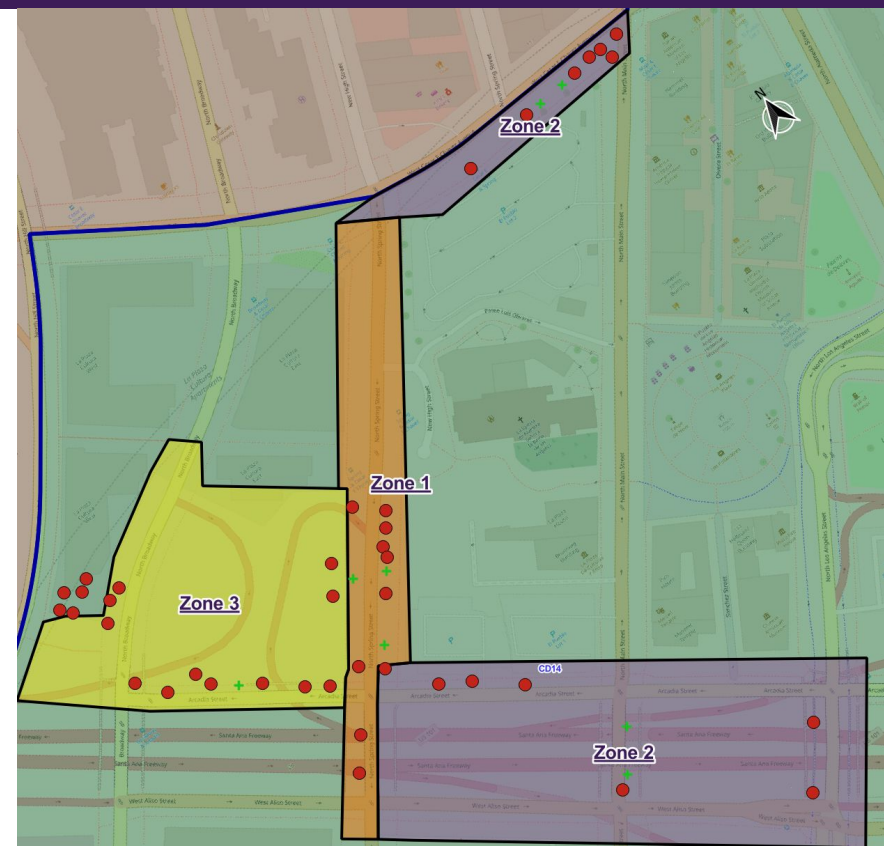
Arcadia/Spring "INSIDE SAFE" PROGRESS OVERVIEW

As of April 20, 2023

Total # of Individuals Moved Placed in Housing
45

Est. Total # of Tents Remaining
40

*Preliminary Numbers



Red Circles: Remaining Tents
 Green Crosses: Tents Cleared
 Map only shows activity as of yesterday

Source: LAHSA **CPRA-23-EMD-000174**

MAKING AN IMPACT

Scenes from the Field • From April 19, 2023



PHOTOS FROM MAYOR'S OFFICE OF CITY HOMELESSNESS INITIATIVES

The Arcadia/Spring Inside Safe Operation has successfully relocated 31 individuals to safe housing.

CPRA-23-EMD-000175

MAKING AN IMPACT

Scenes from the Field • From April 20, 2023



PHOTOS FROM CITY OF LOS ANGELES BUREAU OF SANITATION AND ENVIRONMENT

The Arcadia/Spring Inside Safe Operation has successfully relocated 31 individuals to safe housing.

CPRA-23-EMD-000176

MAKING AN IMPACT

Scenes from the Field • From April 20, 2023




PHOTOS FROM CITY OF LOS ANGELES BUREAU OF SANITATION AND ENVIRONMENT

The Arcadia/Spring Inside Safe Operation has successfully relocated 31 individuals to safe housing.

CPRA-23-EMD-000177

MAKING AN IMPACT

Scenes from the Field • From April 20, 2023



PHOTOS FROM CITY OF LOS ANGELES BUREAU OF SANITATION AND ENVIRONMENT

The Arcadia/Spring Inside Safe Operation has successfully relocated 31 individuals to safe housing.
CPRA-23-EMD-000178

TOP LINES

45

Total Housing Placements From Site

40

Estimated Number of People Remaining

40

Estimated Number of Tents Remaining

6

Estimated Number of New Tents Built

ENGAGEMENT

65

Total People on the Estimated at the Beginning

49

Total People Contacted

2

Number of People Who Have Left the Location

2

Number of People Who Have Come to the Location Since 4/19

PEOPLE IN INTERIM/PERM. HOUSING

44

Total in LA Grand

1

Total in PHK

0

Total in THV

0

Total in ABH

*Preliminary Numbers
CPRA-23-EMD-000179

LOCATIONS SERVICED

16

Total Locations Serviced

16

Serviced This Week

6

Serviced Since Yesterday

STORAGE

1

Total Items Sent to Storage

1

Items Sent This Week

0

Items Sent Since Yesterday

VOLUNTARY DISPOSAL OF TRASH

4,190

Total lbs

4,190

Lbs This week

1,690

Lbs since yesterday

ADDITIONAL WASTE COLLECTED

115

Total Biohazard Waste (lbs) Collected

115

Biohazard Waste (lbs) This week

60

Bio Waste (lbs) Collected Since Yesterday

50

Total Hazardous Waste (lbs) Collected

50

Hazardous Waste (lbs) This week

35

Hazardous Waste (lbs) Collected Since Yesterday

CPRA-23-EMD-000180

DISABILITY & ACCESSIBILITY

5

Total Engaged

5

New Engagements This Week

5

New Engagements Since Yesterday

SERVICES REQUESTED

5

Durable Medical Equipment

0

Information and Referral

0

Alternative Format Printing

*DOD provided 2 rollators, 1 cane, and 2 wheelchairs for this operation.

CPRA-23-EMD-000181

**ADDITIONAL SERVICES
AND NOTES**

- 2 OD Reversals
- 2 Lanterman-Petris-Short (LPS) AKA 5150 Holds

TOTAL INCIDENTS
ARRESTS
CITATIONS AND INFRACTIONS
MISDEMEANORS AND INFRACTIONS (63.44)

0	0	0	0
Total Incidents	Incidents This Week	New Incidents	Avg Incidents Per Day
0	0	0	0
Total Arrests	Arrests This Week	Total Felony Arrests	Total Misdemeanor Arrests
0	0	0	0
Total Infractions	Infractions This Week	Total Citations	Citations This Week
0	0	0	0
Total 63.44	Total Other RFC	New 63.44	Avg 63.44

CPRA-23-EMD-000183

End of Report
April 21, 2023



‘Inside Safe’ Encampment Launch Daily Report Arcadia/Spring

Monday, April 24, 2023

CPRA-23-EMD-000185

Tracking Progress, Process and Priorities

Locations

Arcadia/Spring

Contents

Progress Overview

Scenes from Field

Housing & Services

Sanitation & Storage

Essential Services

CPRA-23-EMD-000186

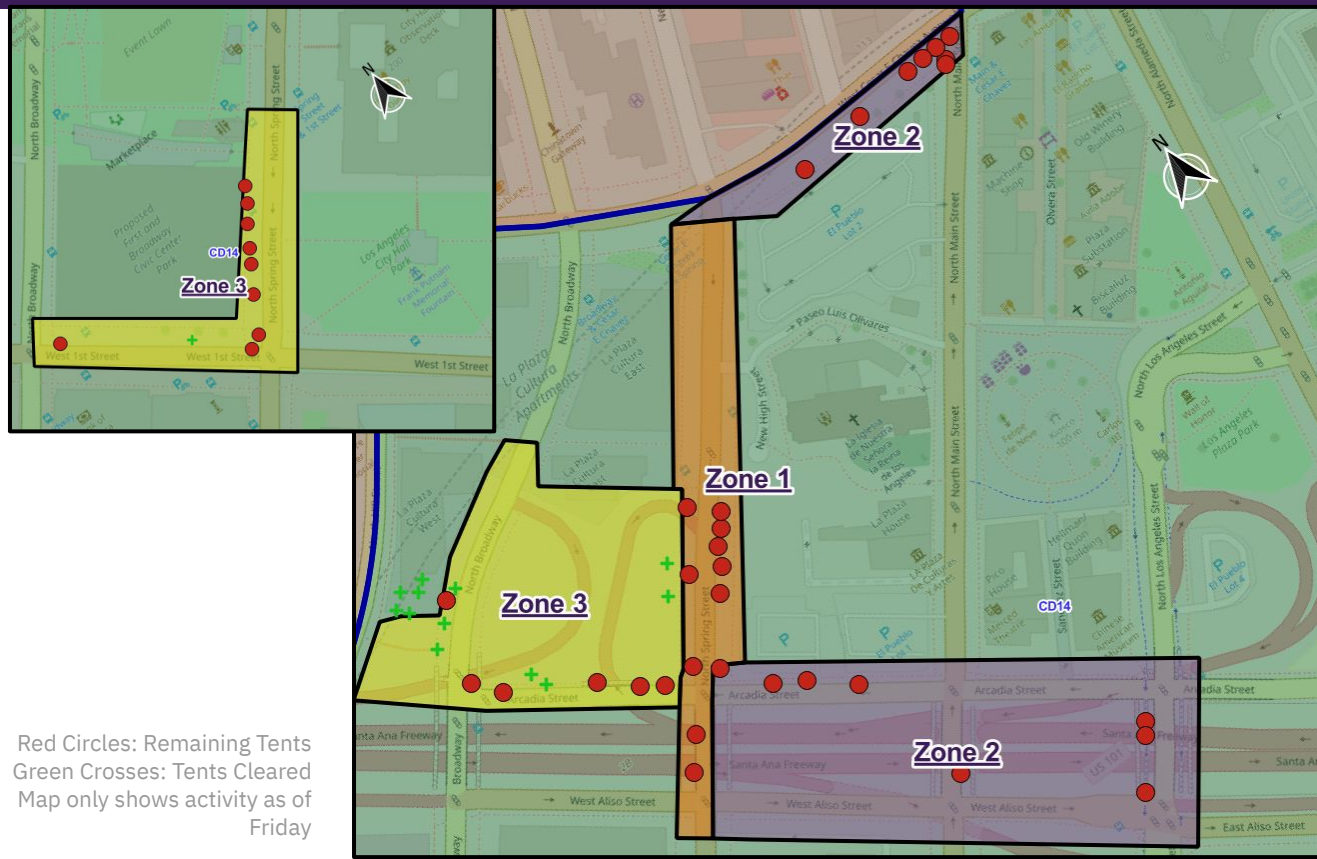
Arcadia/Spring "INSIDE SAFE" PROGRESS OVERVIEW

As of April 21, 2023

Total # of Individuals Moved Placed in Housing
78

Est. Total # of People Remaining
28


*Preliminary Numbers



Red Circles: Remaining Tents
 Green Crosses: Tents Cleared
 Map only shows activity as of Friday

MAKING AN IMPACT

Scenes from the Field • From April 21, 2023



PHOTOS FROM MAYOR'S OFFICE OF CITY HOMELESSNESS INITIATIVES

The Arcadia/Spring Inside Safe Operation has successfully relocated 78 individuals to safe housing.

CPRA-23-EMD-000188

MAKING AN IMPACT

Scenes from the Field • From April 21, 2023



PHOTOS FROM CITY OF LOS ANGELES BUREAU OF SANITATION AND ENVIRONMENT

The Arcadia/Spring Inside Safe Operation has successfully relocated 78 individuals to safe housing.

CPRA-23-EMD-000189

MAKING AN IMPACT

Scenes from the Field • From April 21, 2023



PHOTOS FROM CITY OF LOS ANGELES BUREAU OF SANITATION AND ENVIRONMENT

The Arcadia/Spring Inside Safe Operation has successfully relocated 78 individuals to safe housing.

CPRA-23-EMD-000190

TOP LINES

78

Total Housing Placements From Site

28

Estimated Number of People Remaining

41

Estimated Number of Tents Remaining

14

Estimated Number of New Tents Built

ENGAGEMENT

65

Total People on the Estimated at the Beginning

79

Total People Contacted

2

Number of People Who Have Left the Location

2

Number of People Who Have Come to the Location Since 4/19

PEOPLE IN INTERIM/PERM. HOUSING

76

Total in LA Grand

1

Total in PHK

0

Total in THV

1

Total in ABH

*Preliminary Numbers

CPRA-23-EMD-000191

Source: LAHSA

Arcadia/Spring Housing and Cleanup Report | Prepared by City of Los Angeles Mayor's Office of City Homelessness Initiatives

LOCATIONS SERVICED

23

Total Locations Serviced

23

Serviced This Week

7

Serviced Since Yesterday

STORAGE

6

Total Items Sent to Storage

6

Items Sent This Week

5

Items Sent Since Yesterday

VOLUNTARY DISPOSAL OF TRASH

5,840

Total lbs

5,840

Lbs This week

1,650

Lbs since yesterday

ADDITIONAL WASTE COLLECTED

275

Total Biohazard Waste (lbs) Collected

275

Biohazard Waste (lbs) This week

160

Bio Waste (lbs) Collected Since Yesterday

85

Total Hazardous Waste (lbs) Collected

85

Hazardous Waste (lbs) This week

35

Hazardous Waste (lbs) Collected Since Yesterday

CPRA-23-EMD-000192

DISABILITY & ACCESSIBILITY

5

Total Engaged

5

New Engagements This Week

0

New Engagements Since Yesterday

SERVICES REQUESTED

5

Durable Medical Equipment

0

Information and Referral

0

Alternative Format Printing

*DOD provided 2 rollators, 1 cane, and 2 wheelchairs for this operation.

CPRA-23-EMD-000193

**ADDITIONAL SERVICES
AND NOTES**

2 OD Reversals
2 Lanterman-Petris-Short (LPS) AKA 5150 Holds

CPRA-23-EMD-000194

TOTAL INCIDENTS

0

Total
Incidents

0

Incidents
This Week

0

New
Incidents

0

Avg Incidents
Per Day

ARRESTS

0

Total
Arrests

0

Arrests
This Week

0

Total
Felony Arrests

0

Total
Misdemeanor Arrests

CITATIONS AND INFRACTIONS

0

Total
Infractions

0

Infractions
This Week

0

Total
Citations

0

Citations
This Week

MISDEMEANORS AND INFRACTIONS (63.44)

0

Total
63.44

0

Total
Other RFC

0

New
63.44

0

Avg
63.44

CPRA-23-EMD-000195

End of Report
April 24, 2023



‘Inside Safe’ Encampment Launch Daily Report Grand/Vernon

CPRA-23-EMD-000197
Friday, April 28, 2023

Tracking Progress, Process and Priorities

Locations

Grand/Vernon

Contents

Progress Overview

Scenes from Field

Housing & Services

Sanitation & Storage

Essential Services

CPRA-23-EMD-000198

Grand/Vernon "INSIDE SAFE" PROGRESS OVERVIEW

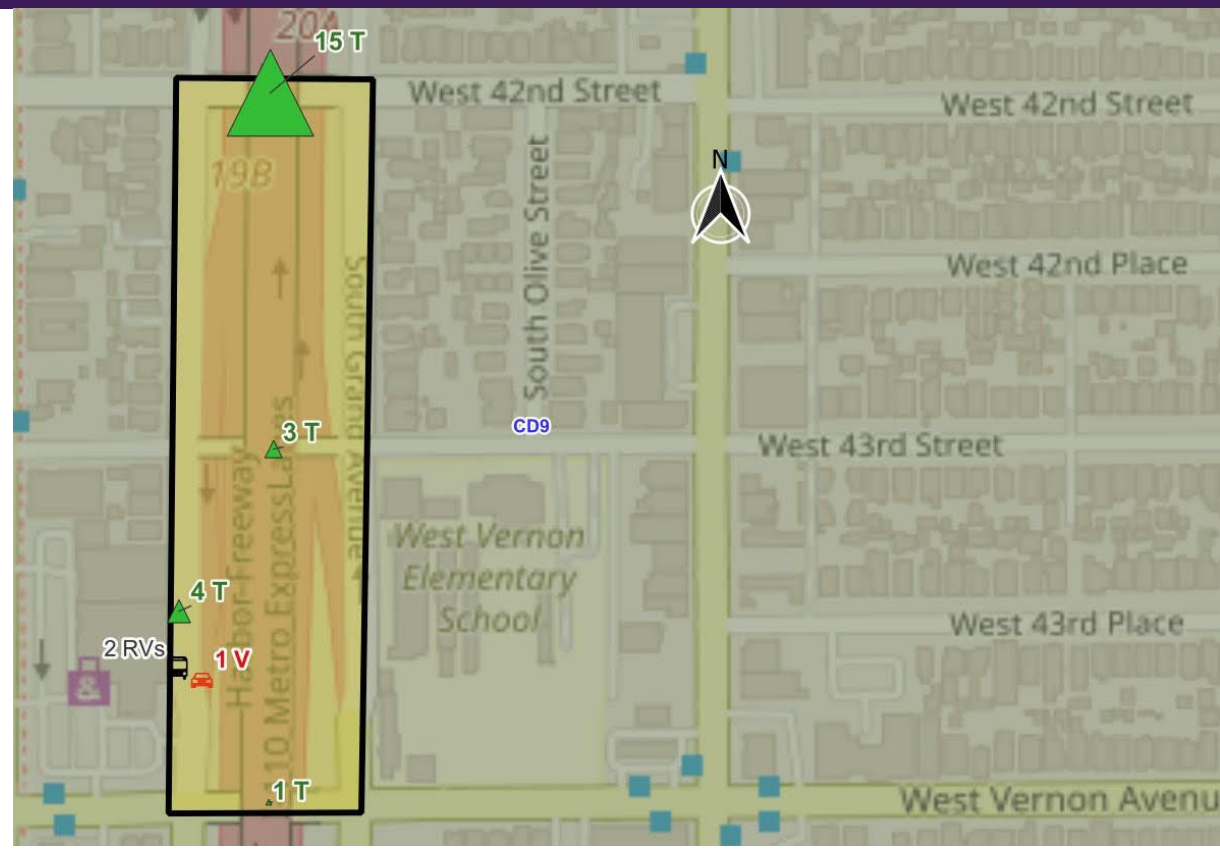
As of April 27, 2023

Total # of Individuals Moved Placed in Housing
46

Est. Total # of People Remaining
8

*Preliminary Numbers

*This map shows the initial metrics prior to the operation.



MAKING AN IMPACT

Scenes from the Field • From April 27, 2023



PHOTOS FROM CITY OF LOS ANGELES BUREAU OF SANITATION AND ENVIRONMENT

The Grand and Vernon Inside Safe Operation has successfully relocated 45 individuals to safe housing.

CPRA-23-EMD-000200

MAKING AN IMPACT

Scenes from the Field • From April 27, 2023



PHOTOS FROM CITY OF LOS ANGELES BUREAU OF SANITATION AND ENVIRONMENT

The Grand and Vernon Inside Safe Operation has successfully relocated 45 individuals to safe housing.

CPRA-23-EMD-000201

HOUSING & SERVICES

TOPLINE NUMBERS

April 27, 2023 - April 27, 2023

TOP LINES

ENGAGEMENT

PEOPLE IN INTERIM/PERM. HOUSING

46

Total Housing Placements From Site

8

Estimated Number of People Remaining

8

Estimated Number of Tents/Vehicles Remaining

0

Estimated Number of New Tents/Vehicles

35

Total People on the Estimated at the Beginning

53

Total People Contacted

0

Number of People Who Have Left the Location

0

Number of People Who Have Come to the Location Since 4/27

36

Total in Motels

0

Total in LA Grand

1

Total in Other Interim Housing

9

Total in ABH

*A Family of 6 was placed in a Motel

*Preliminary Numbers CPRA-23-EMD-000202

SANITATION & STORAGE

LOCATIONS SERVICED
STORAGE
VOLUNTARY DISPOSAL OF TRASH
ADDITIONAL WASTE COLLECTED

4	4	4
Total Locations Serviced	Serviced This Week	Serviced Since Yesterday
3	3	3
Total Items Sent to Storage	Items Sent This Week	Items Sent Since Yesterday
10,240	10,240	10,240
Total lbs	Lbs This week	Lbs since yesterday
220	220	220
Total Biohazard Waste (lbs) Collected	Biohazard Waste (lbs) This week	Bio Waste (lbs) Collected Since Yesterday
125	125	125
Total Hazardous Waste (lbs) Collected	Hazardous Waste (lbs) This week	Hazardous Waste (lbs) Collected Since Yesterday

CPRA-23-EMD-000203

ESSENTIAL SERVICES

April 27, 2023 - April 27, 2023

DISABILITY & ACCESSIBILITY SERVICES REQUESTED

0

Total Engaged

0

New Engagements This Week

0

New Engagements Since Yesterday

0

Durable Medical Equipment

0

Information and Referral

0

Alternative Format Printing

CPRA-23-EMD-000204

Source: LA City Department on Disability

Grand and Vernon Housing and Cleanup Report | Prepared by City of Los Angeles Mayor's Office of City Homelessness Initiatives

**SPECIALIZED
SUPPORT**

**ADDITIONAL SERVICES
AND NOTES**

29 connected to Housing Navigation
13 Substance Use Services

*As of yesterday midday

LAW ENFORCEMENT INTERACTIONS

April 27, 2023 - April 27, 2023

TOTAL INCIDENTS
ARRESTS
CITATIONS AND INFRACTIONS
MISDEMEANORS AND INFRACTIONS (63.44)

0

Total Incidents

0

Incidents This Week

0

New Incidents

0

Avg Incidents Per Day

0

Total Arrests

0

Arrests This Week

0

Total Felony Arrests

0

Total Misdemeanor Arrests

0

Total Infractions

0

Infractions This Week

0

Total Citations

0

Citations This Week

0

Total 63.44

0

Total Other RFC

0

New 63.44

0

Avg 63.44

CPRA-23-EMD-000206

Source: LAPD

End of Report
April 28, 2023



‘Inside Safe’ Encampment Launch Daily Report

San Vicente

CPRA-23-EMD-000308
Thursday, May 11, 2023

Tracking Progress, Process, and Priorities

Locations

San Vicente

Contents

Progress Overview

Scenes from Field

Housing & Services

Sanitation & Storage

Essential Services

CPRA-23-EMD-000209

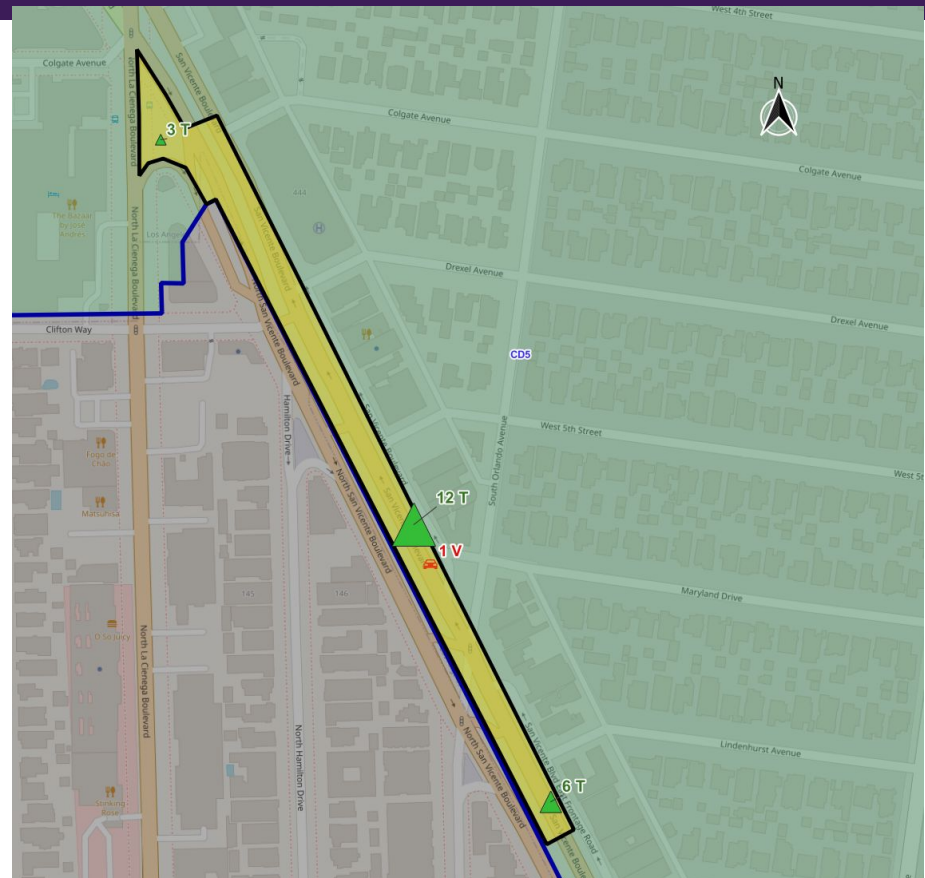
San Vicente “INSIDE SAFE” PROGRESS OVERVIEW

As of May 10, 2023

Total # of Individuals Moved Placed in Housing
21

Est. Total # of People Remaining
6

*Preliminary Numbers



MAKING AN IMPACT

Scenes from the Field • From May 10, 2023



PHOTOS FROM CITY OF LOS ANGELES BUREAU OF SANITATION AND ENVIRONMENT

The San Vicente Inside Safe Operation has successfully relocated 21 individuals to safe housing.

CPRA-23-EMD-000211

MAKING AN IMPACT

Scenes from the Field • From May 10, 2023



PHOTOS FROM CITY OF LOS ANGELES BUREAU OF SANITATION AND ENVIRONMENT

The San Vicente Inside Safe Operation has successfully relocated 21 individuals to safe housing.

CPRA-23-EMD-000212

MAKING AN IMPACT

Scenes from the Field • From May 10, 2023



PHOTOS FROM CITY OF LOS ANGELES BUREAU OF SANITATION AND ENVIRONMENT

The San Vicente Inside Safe Operation has successfully relocated 21 individuals to safe housing.

CPRA-23-EMD-000213

MAKING AN IMPACT

Scenes from the Field • From May 10, 2023



PHOTOS FROM CITY OF LOS ANGELES BUREAU OF SANITATION AND ENVIRONMENT

The San Vicente Inside Safe Operation has successfully relocated 21 individuals to safe housing.

CPRA-23-EMD-000214

MAKING AN IMPACT

Scenes from the Field • From May 10, 2023



PHOTOS FROM CITY OF LOS ANGELES BUREAU OF SANITATION AND ENVIRONMENT

The San Vicente Inside Safe Operation has successfully relocated 21 individuals to safe housing.

CPRA-23-EMD-000215

TOP LINES

21

Total Housing Placements From Site

6

Estimated Number of People Remaining

5

Estimated Number of Tents Remaining

0

Estimated Number of New Tents

ENGAGEMENT

19

Total People on the Estimated at the Beginning

21

Total People Contacted

0

Number of People Who Have Left the Location

5

Number of People Who Have Come to the Location Since 5/10

PEOPLE IN INTERIM/PERM. HOUSING

21

Total in Motels

0

Total in LA Grand

0

Total in THV

0

Total in ABH

*Preliminary Numbers

CPRA-23-EMD-000216

Source: TPC

LOCATIONS SERVICED

17

Total Locations Serviced

17

Serviced This Week

17

Serviced Since Yesterday

STORAGE

0

Total Items Sent to Storage

0

Items Sent This Week

0

Items Sent Since Yesterday

VOLUNTARY DISPOSAL OF TRASH

7,630

Total lbs

7,630

Lbs This week

7,630

Lbs since yesterday

ADDITIONAL WASTE COLLECTED

62

Total Biohazard Waste (lbs) Collected

62

Biohazard Waste (lbs) This week

62

Bio Waste (lbs) Collected Since Yesterday

92

Total Hazardous Waste (lbs) Collected

92

Hazardous Waste (lbs) This week

92

Hazardous Waste (lbs) Collected Since Yesterday

CPRA-23-EMD-000217

DISABILITY & ACCESSIBILITY

SERVICES REQUESTED

0

Total Engaged

0

New Engagements This Week

0

New Engagements Since Yesterday

0

Durable Medical Equipment

0

Information and Referral

0

Alternative Format Printing

CPRA-23-EMD-000218

TOTAL INCIDENTS
ARRESTS
CITATIONS AND INFRACTIONS
MISDEMEANORS AND INFRACTIONS (63.44)

0

Total Incidents

0

Incidents This Week

0

New Incidents

0

Avg Incidents Per Day

0

Total Arrests

0

Arrests This Week

0

Total Felony Arrests

0

Total Misdemeanor Arrests

0

Total Infractions

0

Infractions This Week

0

Total Citations

0

Citations This Week

0

Total 63.44

0

Total Other RFC

0

New 63.44

0

Avg 63.44

CPRA-23-EMD-000219

End of Report
May 11, 2023



‘Inside Safe’ Encampment Launch Final Report

San Vicente

Friday, May 12, 2023

CPRA-23-EMD-000221

Tracking Progress, Process, and Priorities

Locations

San Vicente

Contents

Progress Overview

Scenes from Field

Housing & Services

Sanitation & Storage

Essential Services

CPRA-23-EMD-000222

San Vicente “INSIDE SAFE” PROGRESS OVERVIEW

As of May 11, 2023

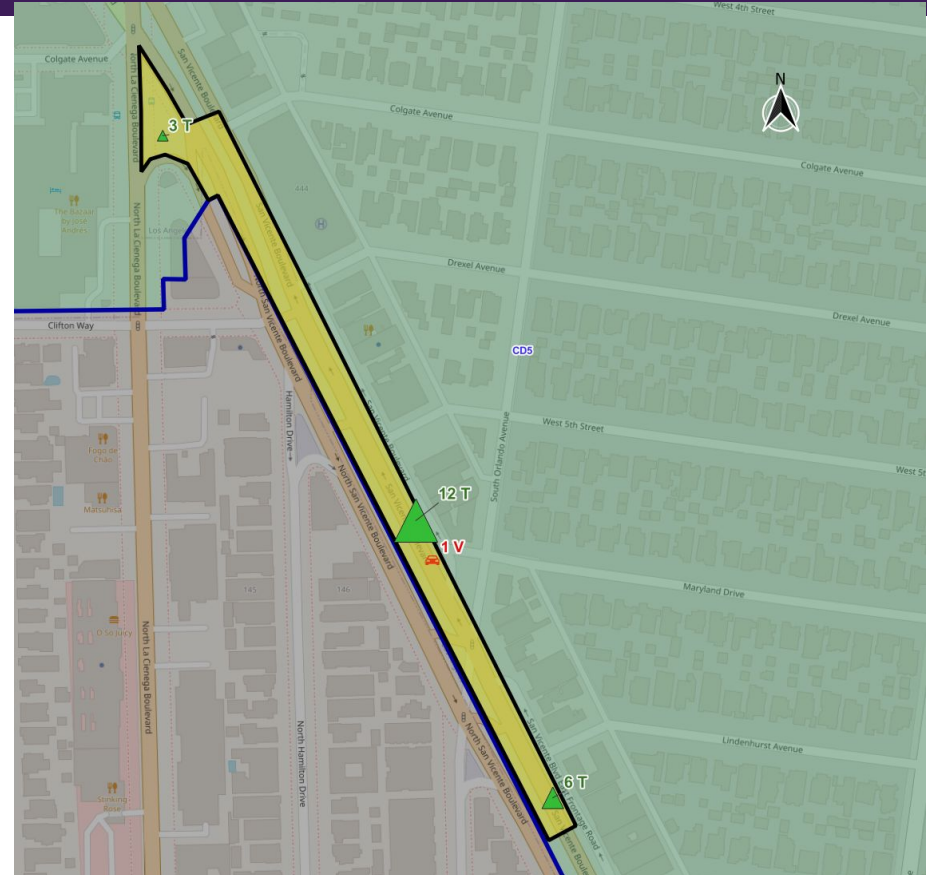
Total # of Individuals Moved
Placed in Housing

27

Est. Total # of People
Remaining

1

*Preliminary Numbers



MAKING AN IMPACT

Scenes from the Field • From May 10, 2023



PHOTOS FROM CITY OF LOS ANGELES BUREAU OF SANITATION AND ENVIRONMENT

The San Vicente Inside Safe Operation has successfully relocated 27 individuals to safe housing.

CPRA-23-EMD-000224

MAKING AN IMPACT

Scenes from the Field • From May 11, 2023



PHOTOS FROM CITY OF LOS ANGELES BUREAU OF SANITATION AND ENVIRONMENT

The San Vicente Inside Safe Operation has successfully relocated 27 individuals to safe housing.

CPRA-23-EMD-000225

HOUSING & SERVICES

TOPLINE NUMBERS

May 10, 2023 - May 11, 2023

TOP LINES

27 1 1 0

Total Housing Placements From Site Estimated Number of People Remaining Estimated Number of Tents Estimated Number of New Tents

ENGAGEMENT

19 31 0 9

Total People on the Estimated at the Beginning Total People Contacted Number of People Who Have Left the Location Number of People Who Have Come to the Location Since 5/10

PEOPLE IN INTERIM/PERM. HOUSING

27 0 0 0

Total in Motels Total in LA Grand Total in THV Total in ABH

*Preliminary Numbers

CPRA-23-EMD-000226

Source: TPC

SANITATION & STORAGE

May 10, 2023 - May 11, 2023

LOCATIONS SERVICED
STORAGE
VOLUNTARY DISPOSAL OF TRASH
ADDITIONAL WASTE COLLECTED

22

Total Locations Serviced

22

Serviced This Week

5

Serviced Since Yesterday

0

Total Items Sent to Storage

0

Items Sent This Week

0

Items Sent Since Yesterday

8,630

Total lbs

8,630

Lbs This week

1,000

Lbs since yesterday

107

Total Biohazard Waste (lbs) Collected

107

Biohazard Waste (lbs) This week

45

Bio Waste (lbs) Collected Since Yesterday

117

Total Hazardous Waste (lbs) Collected

117

Hazardous Waste (lbs) This week

25

Hazardous Waste (lbs) Collected Since Yesterday

CPRA-23-EMD-000227

ESSENTIAL SERVICES

May 10, 2023 - May 11, 2023

DISABILITY & ACCESSIBILITY SERVICES REQUESTED

0

Total Engaged

0

New Engagements This Week

0

New Engagements Since Yesterday

0

Durable Medical Equipment

0

Information and Referral

0

Alternative Format Printing

CPRA-23-EMD-000228

Source: LA City Department on Disability

San Vicente Housing and Cleanup Report | Prepared by City of Los Angeles Mayor's Office of City Homelessness Initiatives

LAW ENFORCEMENT INTERACTIONS

May 10, 2023 - May 11, 2023

TOTAL INCIDENTS

ARRESTS

CITATIONS AND INFRACTIONS

MISDEMEANORS AND INFRACTIONS (63.44)

0

Total Incidents

0

Incidents This Week

0

New Incidents

0

Avg Incidents Per Day

0

Total Arrests

0

Arrests This Week

0

Total Felony Arrests

0

Total Misdemeanor Arrests

0

Total Infractions

0

Infractions This Week

0

Total Citations

0

Citations This Week

0

Total 63.44

0

Total Other RFC

0

New 63.44

0

Avg 63.44

CPRA-23-EMD-000229

Source: LAPD

End of Report
May 12, 2023

Final Cahuenga 'Inside Safe' Daily Report

CPRA-23-FMD-000331
Thursday, December 22, 2022

Tracking Progress, Process and Priorities

Contents

Scenes from the Field

Progress Overview

Housing & Services


Sanitation & Storage

Law Enforcement Interactions

CPRA-23-EMD-000232

MAKING AN IMPACT

Scenes from the Field • From December 19 to December 20, 2022





PHOTOS FROM CITY OF LOS ANGELES BUREAU OF SANITATION AND ENVIRONMENT

The Cahuenga Inside Safe Operation has successfully relocated 19 individuals to safe housing.

CPRA-23-EMD-000233

MAKING AN IMPACT

Scenes from the Field • From December 19 to December 20, 2022



PHOTOS FROM CITY OF LOS ANGELES BUREAU OF SANITATION AND ENVIRONMENT

The Cahuenga Inside Safe Operation has successfully relocated 19 individuals to safe housing.

CPRA-23-EMD-000234

CAHUENGA "INSIDE SAFE" PROGRESS OVERVIEW

As of December 22, 2022

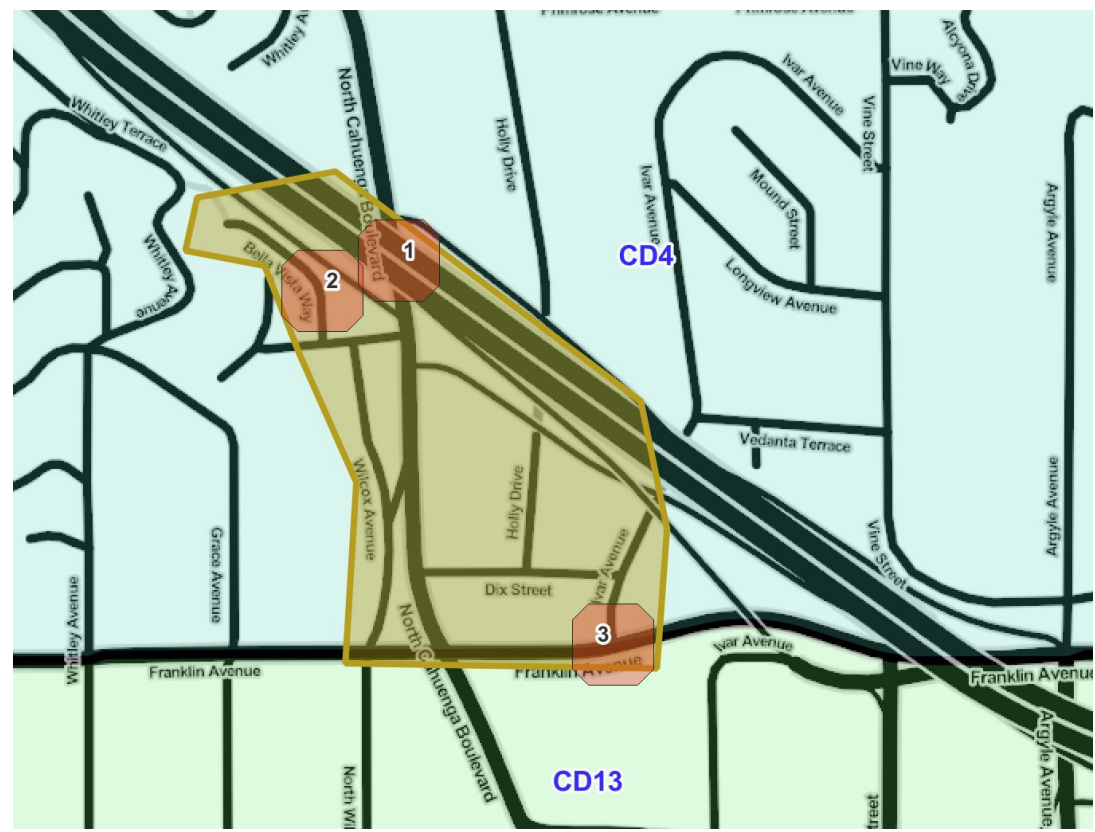
Total # of Individuals Moved
Placed in Housing

19

Est. Total # of People
Remaining

5

*Preliminary Numbers



CPRA-23-EMD-000235

TOP LINES

19

Total Housing Placements From Site

5

Estimated Number of People Remaining

ENGAGEMENT

25

Total People on the Estimated at the Beginning

24

Total People Contacted

0

Number of People Who Have Voluntarily Left the Location

11

Number of People Who Have Come to the Location Since 12/19

PEOPLE IN INTERIM/PERM. HOUSING

19

Total in Motels

0

Total in Project Roomkey

0

Total in ABH

0

Total Reunifications

*Preliminary Numbers

CPRA-23-EMD-000236

Source: St. Joseph Center

Cahuenga Housing and Cleanup Report | Prepared by City of Los Angeles Mayor's Office of City Homelessness Initiatives

LOCATIONS SERVICED
STORAGE
VOLUNTARY DISPOSAL OF TRASH
ADDITIONAL WASTE COLLECTED

17	17	10
Total Locations Serviced	Serviced This Week	Serviced Since Yesterday
2	2	1
Total Items Sent to Storage	Items Sent This Week	Items Sent Since Yesterday
8,600	8,600	3,000
Total lbs	Lbs This week	Lbs since yesterday
160	160	90
Total Biohazard Waste (lbs) Collected	Biohazard Waste (lbs) This week	Bio Waste (lbs) Collected Since Yesterday
98	98	53
Total Hazardous Waste (lbs) Collected	Hazardous Waste (lbs) This week	Hazardous Waste (lbs) Collected Since Yesterday

CPRA-23-EMD-000237

TOTAL INCIDENTS

0

Total Incidents

0

Incidents This Week

0

New Incidents

0

Avg Incidents Per Day

ARRESTS

0

Total Arrests

0

Arrests This Week

0

Total Felony Arrests

0

Total Misdemeanor Arrests

CITATIONS AND INFRACTIONS

0

Total Infractions

0

Infractions This Week

0

Total Citations

0

Citations This Week

MISDEMEANORS AND INFRACTIONS (63.44)

0

Total
63.44

0

Total
Other RFC

0

New
63.44

0

Avg
63.44

CPRA-23-EMD-000238

DISABILITY & ACCESSIBILITY

0

Total Engaged

0

New Engagements This Week

0

New Engagements Since Yesterday

SERVICES REQUESTED

0

Durable Medical Equipment

0

Information and Referral

0

Alternative Format Printing

CPRA-23-EMD-000239

End of Report
December 22, 2022

Final Cahuenga 'Inside Safe' Daily Report

CPRA-23-FMD-008241
Friday, December 23, 2022

Tracking Progress, Process and Priorities

Contents

Scenes from the Field

Progress Overview

Housing & Services


Sanitation & Storage

Law Enforcement Interactions

CPRA-23-EMD-000242

MAKING AN IMPACT

Scenes from the Field • From December 22, 2022




PHOTOS FROM CITY OF LOS ANGELES BUREAU OF SANITATION AND ENVIRONMENT

The Cahuenga Inside Safe Operation has successfully relocated 21 individuals to safe housing.

CPRA-23-EMD-000243

MAKING AN IMPACT

Scenes from the Field • From December 22, 2022



PHOTOS FROM CITY OF LOS ANGELES BUREAU OF SANITATION AND ENVIRONMENT

The Cahuenga Inside Safe Operation has successfully relocated 21 individuals to safe housing.

CPRA-23-EMD-000244

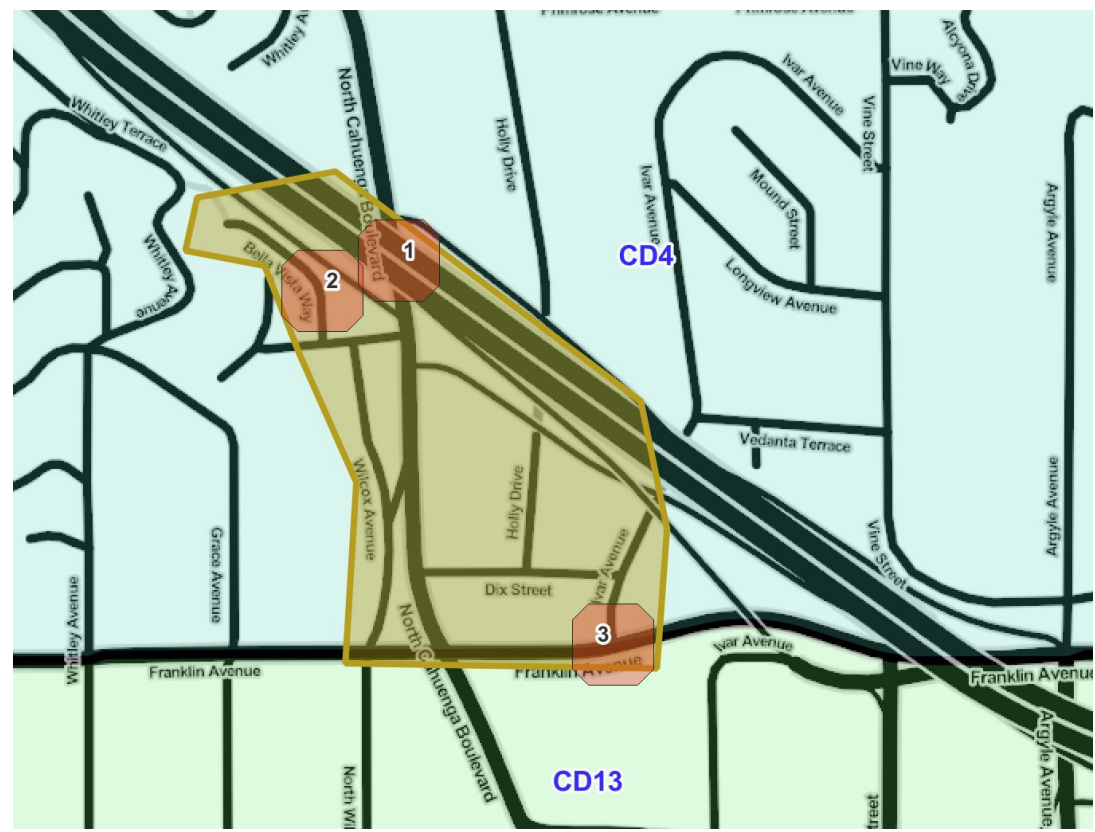
CAHUENGA "INSIDE SAFE" PROGRESS OVERVIEW

As of December 22, 2022

Total # of Individuals Moved Placed in Housing
21

Est. Total # of People Remaining
6

*Preliminary Numbers



CPRA-23-EMD-000245

TOP LINES

21

Total Housing Placements From Site

6

Estimated Number of People Remaining

9

Estimated Number of Tents Remaining

ENGAGEMENT

25

Total People on the Estimated at the Beginning

29

Total People Contacted

2

Number of People Who Have Voluntarily Left the Location

14

Number of People Who Have Come to the Location Since 12/19

PEOPLE IN INTERIM/PERM. HOUSING

21

Total in Motels

0

Total in Project Roomkey

0

Total in ABH

0

Total Reunifications

*Preliminary Numbers

CPRA-23-EMD-000246

Source: St. Joseph Center

Cahuenga Housing and Cleanup Report | Prepared by City of Los Angeles Mayor's Office of City Homelessness Initiatives

LOCATIONS SERVICED
STORAGE
VOLUNTARY DISPOSAL OF TRASH
ADDITIONAL WASTE COLLECTED

19

Total Locations Serviced

19

Serviced This Week

2

Serviced Since Yesterday

2

Total Items Sent to Storage

2

Items Sent This Week

0

Items Sent Since Yesterday

9,000

Total lbs

9,000

Lbs This week

400

Lbs since yesterday

180

Total Biohazard Waste (lbs) Collected

180

Biohazard Waste (lbs) This week

20

Bio Waste (lbs) Collected Since Yesterday

128

Total Hazardous Waste (lbs) Collected

128

Hazardous Waste (lbs) This week

30

Hazardous Waste (lbs) Collected Since Yesterday

CPRA-23-EMD-000247

TOTAL INCIDENTS

0

Total Incidents

0

Incidents This Week

0

New Incidents

0

Avg Incidents Per Day

ARRESTS

0

Total Arrests

0

Arrests This Week

0

Total Felony Arrests

0

Total Misdemeanor Arrests

CITATIONS AND INFRACTIONS

0

Total Infractions

0

Infractions This Week

0

Total Citations

0

Citations This Week

MISDEMEANORS AND INFRACTIONS (63.44)

0

Total 63.44

0

Total Other RFC

0

New 63.44

0

Avg 63.44

CPRA-23-EMD-000248

DISABILITY & ACCESSIBILITY

0

Total Engaged

0

New Engagements This Week

0

New Engagements Since Yesterday

SERVICES REQUESTED

0

Durable Medical Equipment

0

Information and Referral

0

Alternative Format Printing

CPRA-23-EMD-000249

End of Report

December 23, 2022

Final Cahuenga 'Inside Safe' Daily Report

CPRA-23-FMD-000251
Tuesday, December 27, 2022

Tracking Progress, Process and Priorities

Contents

Scenes from the Field

Progress Overview

Housing & Services

Sanitation & Storage

Essential Services

CPRA-23-EMD-000252

MAKING AN IMPACT

Scenes from the Field • From December 20 to December 23, 2022





PHOTOS FROM ST . JOSEPH CENTER

The Cahuenga Inside Safe Operation has successfully relocated 29 individuals to safe housing.

CPRA-23-EMD-000253

MAKING AN IMPACT

Scenes from the Field • From December 23, 2022



PHOTOS FROM CITY OF LOS ANGELES BUREAU OF SANITATION AND ENVIRONMENT

The Cahuenga Inside Safe Operation has successfully relocated 29 individuals to safe housing.

CPRA-23-EMD-000254

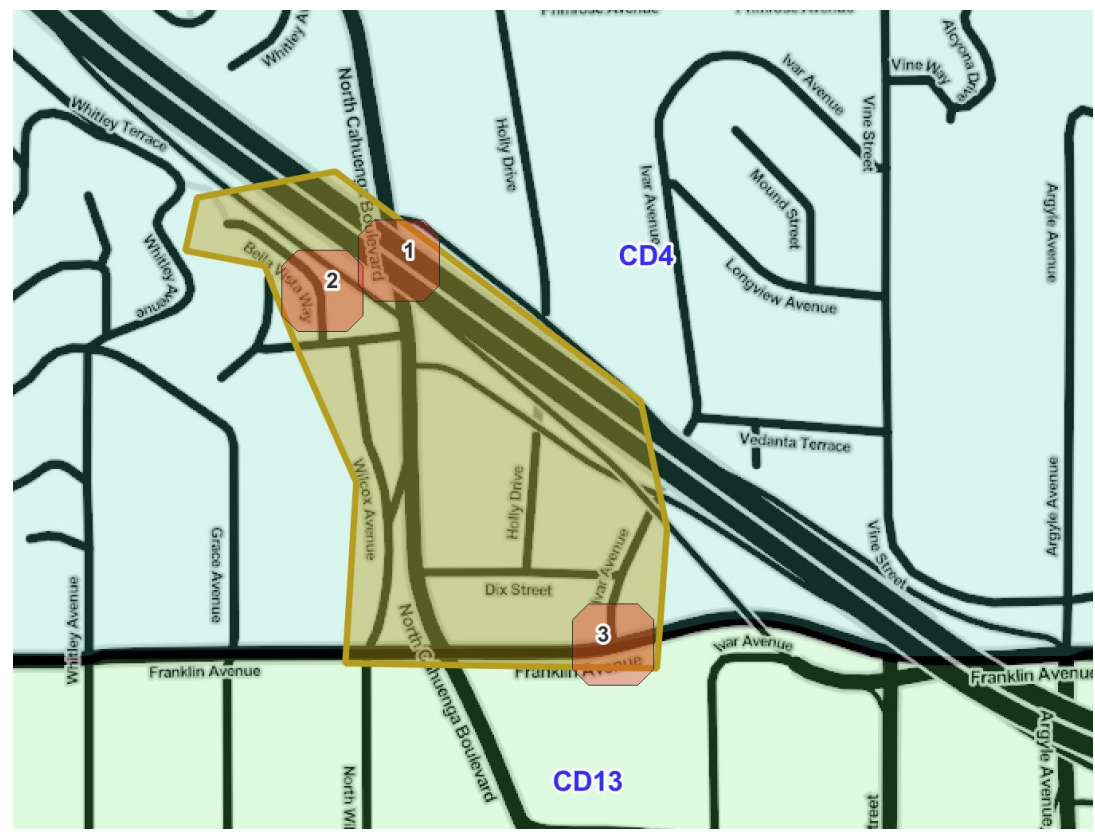
CAHUENGA "INSIDE SAFE" PROGRESS OVERVIEW

As of December 23, 2022

Total # of Individuals Moved Placed in Housing
29

Est. Total # of People Remaining
2

*Preliminary Numbers



CPRA-23-EMD-000255

TOP LINES

29 2 4 0

Total Housing Placements From Site

Estimated Number of People Remaining

Estimated Number of Tents Remaining

Estimated Number of New Tents Built

ENGAGEMENT

25 35 4 14

Total People on the Estimated at the Beginning

Total People Contacted

Number of People Who Have Left the Location

Number of People Who Have Come to the Location Since 12/19

PEOPLE IN INTERIM/PERM. HOUSING

29 0 0 0

Total in Motels

Total in Project Roomkey

Total in ABH

Total Reunifications

*Preliminary Numbers

CPRA-23-EMD-000256

Source: St. Joseph Center

Cahuenga Housing and Cleanup Report | Prepared by City of Los Angeles Mayor's Office of City Homelessness Initiatives

LOCATIONS SERVICED
STORAGE
VOLUNTARY DISPOSAL OF TRASH
ADDITIONAL WASTE COLLECTED

23

Total Locations Serviced

23

Serviced This Week

4

Serviced Since Yesterday

2

Total Items Sent to Storage

2

Items Sent This Week

0

Items Sent Since Yesterday

13,000

Total lbs

13,000

Lbs This week

4,000

Lbs since yesterday

235

Total Biohazard Waste (lbs) Collected

235

Biohazard Waste (lbs) This week

55

Bio Waste (lbs) Collected Since Yesterday

148

Total Hazardous Waste (lbs) Collected

148

Hazardous Waste (lbs) This week

20

Hazardous Waste (lbs) Collected Since Yesterday

CPRA-23-EMD-000257

DISABILITY & ACCESSIBILITY
SERVICES REQUESTED

0

Total Engaged

0

New Engagements This Week

0

New Engagements Since Yesterday

0

Durable Medical Equipment

0

Information and Referral

0

Alternative Format Printing

CPRA-23-EMD-000258

End of Report

December 27, 2022



KAREN BASS
MAYOR

DECLARATION OF LOCAL HOUSING AND HOMELESSNESS EMERGENCY

WHEREAS, Section 231(i) of the Los Angeles City Charter and Section 8.33 of the Los Angeles Administrative Code provide that the Mayor of the City of Los Angeles has the authority to declare the existence of a local emergency due to the existence of a critical shortage of local affordable housing and/or an emergency on homelessness; and

WHEREAS, on December 12, 2022, I declared the existence of a local emergency on homelessness with a sunset of six months subject to renewal. The City Council renewed the declaration of emergency and established a new sunset date of July 9, 2023; and

WHEREAS, although significant progress has been made since I declared the homelessness emergency in December of last year, the City still faces a critical shortage of local affordable housing, and the number of individuals unhoused and unsheltered remain far too high; and

WHEREAS, the City still finds itself in an emergency because most if not all of the concerns articulated in the recitals in my December declaration are true today; and

WHEREAS, the unhoused population in the City is greater than two times the total number of interim beds, as established in the annual Homeless Inventory Count submitted to the federal Department of Housing and Urban Development. This alone is sufficient to authorize my declaration of this local housing and homelessness emergency under Section 8.33 of the Los Angeles Administrative Code; and

WHEREAS, the City's housing supply is projected to be at least 40 percent below its annual housing production goals as established in the Housing Element approved by the State Department of Housing and Community Development and reported in the City Planning Department's quarterly Housing Production Report. This is yet another independent basis for me to declare this local housing and homelessness emergency under Section 8.33 of the Los Angeles Administrative Code; and

WHEREAS, declaring this emergency will enable the City to continue to mobilize local resources, coordinate inter-agency response, accelerate procurement of housing units, use mutual aid, and seek assistance and potential reimbursement by the State and

Federal governments - all critical to the ongoing efforts to respond forcefully and successfully to this housing and homelessness crisis; and

WHEREAS, because current conditions remain consistent with those in existence during the pendency of the local emergency I declared in December of last year, the Los Angeles City Council retains its full authority to consider a variety of City ordinances to codify the measures necessary to address this homelessness crisis; and

WHEREAS, although the City has been and is acting with urgency, including implementing a roadmap to house thousands of Angelenos and building an unprecedented number of supportive housing units and shelters, this emergency declaration is necessary to continue to mobilize resources, save lives, and provide for the public health, welfare, and safety of all;

NOW, THEREFORE, I thereby declare the existence of a local emergency on affordable housing and homelessness and direct all City Departments to take necessary steps for the protection of life, health and safety in the City of Los Angeles. The Executive Directives issued by me in response to the original declaration of emergency and its renewal shall remain in full force and effect through the pendency of this declaration.

I DIRECT that, as authorized under Section 8.33 of the Los Angeles Administrative Code, I shall coordinate citywide planning and respond with respect to unsheltered or unhoused individuals in conjunction with the City Administrative Office, Los Angeles Homeless Services Authority, Los Angeles City Housing Department, Los Angeles City Planning Department, and all other necessary departments and agencies. I shall also coordinate the City's efforts to address this declared emergency with the County of Los Angeles, the State of California, and the federal government.

I FURTHER DIRECT, that the continuing state of emergency shall be regularly evaluated, in coordination with City Council, by reference to key performance indicators of progress in addressing the emergency, including, but not limited to:

- Decrease in the number and size of encampments;
- Regulatory relief from other jurisdictions and within Los Angeles City agencies to create flexibility to address the crisis;
- Relaxation in the restraints that limit the ability of the City's proprietary departments to create flexibility to address the crisis;
- Increased housing placements;
- Increased starts on new affordable housing options;
- An increase in temporary and permanent housing units;
- Increased outside aid through access to mental health and substance use beds;
- A decrease in the number of persons being evicted from existing housing units;
- A decrease in the number of persons falling into homelessness.

I FURTHER DIRECT that all relevant City departments and agencies continue to cooperate by compiling and delivering to the Mayor information about the specific and necessary resources and support that the City should request from Los Angeles County, the State of California and the Federal government to address this crisis.

I THEREFORE DIRECT that the Declaration of Local Emergency shall take effect immediately with respect to a critical shortage of local affordable housing and the homelessness crisis, and that notice shall be given of this Declaration through the most feasible means.



KAREN BASS
Mayor

Dated at Los Angeles, California

Date: July 7th, 2023

Time: 5:14 p.m.

Filed with the City Clerk

Date: July 7, 2023

Time: 6:04 pm

By:  

Signed with ClerkSign
Jul 07, 2023 6:04PM



TO: Brenda Rodriguez, Emergency Management Department
FROM: Douglas Guthrie, President and CEO *Douglas Guthrie*
COPY: Margarita Lares, Chief Programs Officer
Jenny Scanlin, Chief Development Officer
DATE: April 4, 2023
SUBJECT: EXECUTIVE DIRECTIVE REPORT BACK

Executive Directive #2

Inside Safe Initiative

Introduction: Describe Your department's relationship with Executive Directive #2.

HACLA will coordinate and collaborate with City partners to transition families from interim housing into Project Based Permanent Supportive Housing program or similar housing resources that will provide permanent solutions and stability for each client.

Guidelines: Provide a breakdown of the agreed upon guidelines under Executive Directive #2, and how that integrates with other departments or entities involved.

Collaboration between all partners will be key to ensure that clients are housed as seamlessly and quickly as possible. LAHD is formalizing with the County Departments of Mental Health (DMH) and Health Services (DHS) the ICMS supportive service assessment of clients. Developers will amend their Affirmative Marketing/Tenant Selection Plans for these clients. LAHSA would ensure that Supportive Services and Housing Navigators are available to clients. DHS and DMH would need to conduct the assessments for each client. In coordination with LAHSA and other interim housing providers HACLA will identify clients currently residing in interim housing and work to transition those clients into permanent housing. HACLA has approximately 28 new buildings coming online within the next three months and close to 3,000 units overall during 2023. These units will be made available to clients needing a permanent solution with wrap around services.

Actions Taken: Provide a summary of what actions have been taken in support of Executive Directive #2, and an acknowledgement of how each action is working.

HACLA has adjusted its Administrative Plan to ease the requirement of using CES to fill all Project Based Vouchers (PBV) vacancies allowing developers to receive referrals directly from interim housing providers. HACLA and LAHD are working to streamline and expedite the process of leasing up PBV units with Inside Safe interim housing clients. The new PBV leasing process would have developers with new unit and turnover unit PBV vacancies connect through Housing Navigators with Inside Safe providers to complete referral packages for clients who meet the buildings' target population criteria and DHS/DMH ICMS supportive service needs assessments. Developers would submit the referrals directly to HACLA for lease up.

Housing Authority of the City of Los Angeles

📍 2600 Wilshire Blvd., Los Angeles, CA 90057 📞 833-HACLA-4-U ✉ info@hacla.org 🌐 hacla.org

CPRA-23-EMD-000263

HACLA has also hired Nan McKay and Associates, a third-party firm that will help with expediting leasing to ensure clients are housed quickly. The added team will help get clients transitioned to permanent housing quicker.

HACLA staff also participate in weekly workgroup meetings with Developers, LAHSA, and LAHD to identify delays or bottlenecks in the process. Meeting with service partners such as DMH and DHS are also conducted on a weekly or monthly basis.

HACLA is also collaborating in other initiatives such as the Cecil Hotel transitional housing plan, where 96 units are being set aside as interim housing for DHS clients. These clients will eventually transition into permanent housing. In support of tenant-based vouchers such as the Emergency Housing Vouchers (EHV), HACLA established a contract with a brokerage firm to identify available rental units and connect HACLA with property owners. Property listings are shared with LAHSA and the service providers responsible for providing housing search assistance. We are also actively working with DMH and DHS to assist EHV applicants, who will not receive an EHV due to over subscription, to receive assistance through other available resources such as HACLA's Continuum of Care Grants, Homeless Program, and Tenant-Based Supportive Housing.

Move-in assistance is provided to qualifying individuals such as Security Deposits, Application Fees, Utility Fees, and \$2500 signing bonus to owners. Funds for these special payments are provided, in combination, by LAHSA, County Measure H, and U.S. Department of Housing & Urban Development (HUD) for the EHV program.

HACLA has expanded its Voucher Payment Standard by using Small Area Fair Market Rent (SAFMR) which potentially increases rents in specified cities with higher rent thresholds. This allows clients to be housed in areas that were initially deemed unaffordable. Higher rent payment will also provide long-term financial stability to project based developments, and private landlords.

Conclusion: Speak to future actions your department will take in relation to Executive Directive #2.

HACLA will continue to house clients as quickly as possible as units come online. We will continuously work to create solutions such as seeking HUD waivers to ease some of the requirements that hinder clients from moving into units. HACLA has requested additional waivers to allow a streamlined approach to verifying and validating documents as that has been a barrier for homeless clients.

Executive Directive #3

Emergency Use of Viable City-Owned Property

Introduction: Describe Your department's relationship to Executive Directive #3.

Although HACLA (the "Authority") is not a department of the City of Los Angeles, the Authority, is very much aligned with the Mayor's intention to utilize publicly owned land for temporary or permanent housing. In response to Article 13 of Executive Directive 3, HACLA has previously reviewed its land holdings through its 25-Year Vision Plan process and has recently re-assessed any new opportunities for housing utilization.

Guidelines: Provide a breakdown of the agreed upon guidelines under Executive Directive #3, and how that integrates with other departments or entities involved.

Housing Authority of the City of Los Angeles

HACLA receives notices from General Services and the County regarding any properties up for tax sale or being listed as surplus. We review these properties and determine if the Authority has an interest in developing the site for affordable housing. HACLA is currently working with the General Services Department to purchase 501 N. Mesa, a 16,211 square foot property in CD15 that was previously used for office and maintenance equipment for the City of Los Angeles. HACLA hopes to purchase the property in the next 90-days for the purpose of developing 8-12 units of affordable homeownership housing.

HACLA is also in an arrangement with the State of California to provide transitional housing services at 24 single-family homes in the community of El Sereno, which the State expects to surplus. Our short-term lease with the State expires in June 2023 and HACLA and the State (through Caltrans) expects to consider extending the lease for at least one more year to continue to provide this needed temporary housing to Angelenos.

Actions Taken: Provide a summary of what actions have been taken in support of Executive Directive #3, and an acknowledgement of how each action is working.

HACLA recently extended its lease with the City of Los Angeles to utilize as a Bridge Housing site for South Los Angeles. The property, located on Imperial Highway between Watts and Willowbrook, houses a 100-bed facility operated by the Salvation Army.

HACLA has also extended a lease of its parking area at its South Los Angeles office in Torrance in collaboration with LAHSA and the Watts Labor Community Action Committee to participate in the City of Los Angeles' Safe Parking Program. The large surface parking lot is made available every night for free car parking and services.

HACLA has recently partnered with the Richman Group, Watt company and West Angeles Church to develop Crenshaw Crossings, a 400-unit affordable housing concept on property currently owned by Metro and the County of Los Angeles. We are applying

for AHSC and IIG funding and hope to have at least one phase starting construction in 2024.

Lastly, although most of HACLA's properties are already being used for affordable permanent housing, HACLA has assessed opportunities to densify our sites through various redevelopment strategies and is currently working in various stages on four public housing sites to redevelop them with 2x to 4x current density. We have also identified two properties for new construction opportunities and are in process to identify a development partner to initiate new affordable housing projects. Those two properties are:

2645 W. 7th Street. This is a surface parking lot owned by HACLA and used for employee parking. HACLA is working on an RFP to solicit a development partner to construct a parking structure for the Authority's parking needs and add new housing units on the lot. Given the underlying zoning and limited height restrictions, the property is a prime opportunity site for a range of affordable housing.

7625 Topanga Canyon Blvd. This is a commercial property owned by the Authority, currently housing a sushi restaurant. The property is adjacent to a homekey site that is currently under renovation. The Authority is already working with the City of Los Angeles to site a Housing Innovation concept on the property, called the Awning Project. We hope to net upwards of 30 units on the property as we work through site plans and financing.

Conclusion: Speak to future actions your department will take in relation to Executive Directive #3.

HACLA intends to continue to assess and act on opportunities to improve its own properties to meet the City's affordable housing need and respond as an interested party to future surplus property offerings by the City and other public entities.

Housing Authority of the City of Los Angeles



EMERGENCY MANAGEMENT DEPARTMENT

[ABOUT](#) ▾ [LA HAZARDS](#) ▾ [PREPAREDNESS](#) ▾ [NOTIFYLA](#) ▾

[LA RESPONDS](#) ▾ [UPDATES](#) [RECOVERY](#) ▾ [CITY READINESS](#) ▾ [TRAINING](#) ▾

[BLOG](#) [TRANSLATE](#)



[Home](#) > [About](#) > Emergency Operations Board (EOB)

Emergency Operations Board (EOB)

The Emergency Operations Board (EOB) supervises the City's Emergency Operations Organization (EOO) during all periods of emergency preparation, response, and recovery. The Los Angeles Administrative Code empowers the EOB to make and enforce all necessary rules and regulations necessary for governing the EOO. EOO policies and procedures are contained in the Emergency Operations Master Plan and Procedures (Master Plan), its many annexes, and the EOO Policy and Procedures Manual.

The EOB consists of the general managers of the Police, Fire, Airports, Building and Safety, the City Administrative Officer, Emergency Management, General Services, Harbor, Information Technology Agency, Personnel, Recreation and Parks, Transportation, Water and Power departments, a Public Works Commissioner, and the Chief Legislative Analyst.

The City's Chief of Police is the permanent chair of the EOB. The Fire Chief is vice-chair. The general manager of the Emergency Management Department is the EOO Coordinator and is responsible

CPRA-23-EMD-000267

for coordinating non-emergency EOO activities. The City Attorney is the legal advisor to the EOB. The assistant general manager of Emergency Management is the EOB Executive Assistant.



EOB Membership Roster

City of Los Angeles Emergency Operations Master Plan and Procedures, Section 3.5.2 states:

"In the event of a major emergency which may result in the declaration of a local emergency, the EOB shall be convened as rapidly as possible to coordinate response and establish consensus on the best operational strategies to be utilized in controlling the disaster. Additional meetings of the EOB shall be convened as necessary to provide policy level direction throughout the response and recovery phases of the disaster."

For information about the Emergency Operations Board, call 213-484-4800.

The EOB normally meets six times per year on the third Thursday of odd-numbered months (January, March, etc.). Meetings are open to the public via telephone connection including provisions for public comment. Please check out the link below for specific meeting dates and more information, including agendas, related documents, public access telephone number for each meeting, and an online public comment form.

EOB Meeting Agendas

Title	Date
March 2024	03/14/2024
January 2024	01/11/2024
November 2023	11/09/2023
September 2023	09/14/2023
Special August Meeting	08/21/2023
May 2023 Special Meeting	05/22/2023
January 2023 Storms AAR	05/22/2023
January 25, 2023 Meeting Agenda	01/25/2023

EOB Meeting Agendas Archive

Title	Date
December 29, 2022 Special Meeting	12/29/2022
December Special Meeting	12/01/2022
November Special Meeting	11/03/2022
October Special Meeting	10/07/2022
September Special Meeting	09/15/2022
August Special Meeting Agenda	08/17/2022
July Special Meeting - Agenda	07/20/2022
July Special Meeting - COVID AAR Jan 2020 - April 2021	07/20/2022

EOB Meeting Minutes

Title	Date
January 2024	01/11/2024
November 2023	11/09/2023
September 2023	09/14/2023
August 2023	08/21/2023
May 2023	05/22/2023
January Special Meeting	01/25/2023
February 2006-Special Meeting	02/06/2006

EOB Meeting Minutes Archive

Title	Date
March 2024	03/14/2024
January 2024	01/11/2024
November 2023	11/09/2023
September 2023	09/14/2023
Special August Meeting	08/21/2023
May 2023 Special Meeting	05/22/2023
January 2023 Storms AAR	05/22/2023
January 25, 2023 Meeting Agenda	01/25/2023

-LA City EOC Activations

2024

Name	Dates	Level	# of OP Periods	Overnight?
Early February Winter Storm	2/4-2/7- All hours	2	7	Yes
	2/8-2/16- 0800-1640	3	5	No
Mid February Winter Storm	2/17- 0900-1700	3	1	No
	2/18-2/21- All hours	2	7	Yes
	2/22-23- 0800-1630	3	1	No
POTUS Command Post	2/20-21	CP	1	No
Academy Awards Command Post	3/10	CP	1	No
Marathon	3/17	3	1	No

2023

Name	Dates	Level	# of OP Periods	Overnight?
COVID-19	3/16/21-3/1/23	3-Lowest	89	No
January 2023 Winter Storms	1/9-14	2- Middle	3	No
Inside Safe	1/13-Ongoing	1- Highest	NA	No
February Winter Storms	NA	Duty Team Managed		No
March Winter Storms	3/14/23 1200-2200	3- Lowest		No
	3/15/23 0800-1630			
	3/21/23 0900-1830			
	3/22/23 0800-1630			
LA Marathon	3/19	3- Lowest	1	No
Mayor Riordan Funeral	4/28	3- Lowest	1	No
Asylum Seeker Bus #1	6/14	3- Lowest	1	No
US Open	June 15-18	2-Middle	1	No
Asylum Seeker Bus #2	7/1	3- Lowest	1	No
Hollywood Apartment Fire	7/12	Duty Team Managed		No
Asylum Seeker Bus #3	7/13	3- Lowest	1	No
Sylmar RV Eviction	7/18-8/9	Duty Team Managed		No
Asylum Seeker Bus #4	7/18	3- Lowest	1	No
Asylum Seeker Bus #5	7/22	3- Lowest	1	No
Asylum Seeker Bus #6	7/27	3- Lowest	1	No
Asylum Seeker Bus #7	8/4	3- Lowest	1	No

Asylum Seeker Bus #8	8/17	3- Lowest	1	No
Tropical Storm Hilary	8/19 0800-2000 8/19 2000 to 8/22 2000 8/23 0800-1800	3-Lowest 2- Middle 3- Lowest	Multiple	No Yes No
Asylum Seeker Bus #9	8/21	3- Lowest	1	No
Asylum Seeker Bus #17, 18, & 19	9/29	3- Lowest	1	No
Asylum Seeker Bus #21, 22, & 23	10/03 (After this point the EOC was not activated for Buses)	3- Lowest	1	No
10 Freeway Structure Fire/Closure and Command Post	11/11-21	3- Lowest	Multiple	No

2022

Name	Dates	Level	# of OP Periods	Overnight?
Super Bowl LVI	February 5 - 15	2 - Middle	1	No
LA Marathon	March 20	3 - Lowest	1	No
COVID-19	March 16-Present	3-Lowest	Ongoing	No
Summit of the Americas	June 6-10	2- Middle	1	A. Rep
Roe v. Wade Verdict		3- Lowest		No
Extreme Heat	8/31-9/9	3- Lowest	1	No
POTUS Command Post	October 12-14	Agency Rep	NA	No
Operation Migrant Support	August 27th - Ongoing	Pre-Planning	N/A	N/A
Mayor Karen Bass Inauguration	December 11	2- Middle	1	No

2021

Name	Dates	Level	# of OP Periods	Overnight?
Cathay Manor	November 1 - Dec 16	3 - Lowest		No
Chauvin Verdict	April 20	2- Middle	1	Yes
Presidential Inauguration	January 20	2- Middle	1	No
COVID-19	March 3-15	3-Lowest	65	No
COVID-19	March 16-Present	1- Highest		No
27th St. Incident	July 1 - 16	3 - Lowest	15	No
LA Marathon	November 7	3 - Lowest	1	No

2020

Name	Dates	Level	# of OP Periods	Overnight?
Presidential Election	November 3	2- Middle	1	Yes
Protest for Racial Equality	May 30-June 5	2- Middle	6	Yes
COVID-19	March 3-15	3-Lowest	65	No
COVID-19	March 16-Present	1- Highest		No
LA Marathon	March 8	3- Lowest	1	No
Kobe Memorial	February 23	3- Lowest	1	No

2019

Name	Dates	Level	# of OP Periods	Overnight?
Getty Fire	October 28-November 1	2- Middle	8	Yes
Sepulveda Fire	October 24	3- Lowest	1	No
Palisades Fire	October 21	3- Lowest	1	No
Saddleridge Fire	October 10-12	2- Middle	5	Yes
May Day	May 1	3- Lowest	1	No
Nipsey Hussle Memorial	April 11	3- Lowest	1	No
LA Marathon	March 24	3- Lowest	1	No
Winter Storm	January 15	3- Lowest	1	No

2018

Name	Dates	Level	# of OP Periods	Overnight?
Woolsey Fire	November 9-14	2- Middle	11	Yes
World Series Game 5	October 28	3- Lowest	1	No
Portola Fire	June 12	3- Lowest	1	No
CHANGE IN EOC ACTIVATION LEVEL NUMBERING				
May Day	May 1	1- Lowest	1	No
Valley Complex Incident	March 20-22	1- Lowest	1	No
LA Marathon	March 18	2- Middle	1	No
POTUS Visit	March 13	1- Lowest	1	No
Winter Storm	January 9	1- Lowest	1	No

2017

Name	Dates	Level	# of OP Periods	Overnight?
Creek Fire	December 5-8	2- Middle	7	Yes
It Begins Nov 4 th Protest	November 4	1- Lowest	1	No
World Series	November 1	1- Lowest	1	No
La Tuna Canyon Fire	September 1	1- Lowest	1	No
Valley Power Outage	June 9	1- Lowest	1	No
May Day	May 1	2- Middle	1	No
LA Marathon	March 19	2- Middle	1	No

Presidential Inauguration and Adverse Weather	January 20-23	1- Lowest	3	No
--	---------------	-----------	---	----

2016

Name	Dates	Level	# of OP Periods	Overnight?
Nov 10 Election Protests	November 10-11	1-Lowest	1	Yes
Sand Fire	June 23-24	1- Lowest	2	Yes
UCLA Active Shooter	June 1	1-Lowest	1	No
May Day	May 1	1-Lowest	1	No
Brussels Airport/Maelbeek Station Bombings	March 22	1- Lowest	1	No
LA Marathon	February 14	1-Lowest	1	No
El Nino Storm Watch 1	January 4-7	1-Lowest	7	Yes

2015

Name	Dates	Level	# of OP Periods	Overnight?
LAUSD Threat	December 15	1-Lowest	1	No
San Bernardino Active Shooter Incident	December 2	1-Lowest	1	No
Tsunami Advisory (Chile)	September 17	1- Lowest	1	Yes
Ezell Ford OIS Statement	June 9	1-Lowest	1	No
May Day	May 1	1-Lowest	1	No
Armenian Genocide March	April 24	1-Lowest	1	No
LA Marathon	March 15	1-Lowest	1	No

**MOTION BY SUPERVISORS LINDSEY P. HORVATH
AND KATHRYN BARGER**

January 10, 2023

Proclamation of a Local Emergency for Homelessness in the County of Los Angeles

As of early 2022, Los Angeles County had 69,144 unhoused residents, including 70% (48,548) that were unsheltered, the highest number of unsheltered persons in the Country. This crisis is not new and has significantly accelerated over the last decade. Since 2015, the number of unhoused individuals in Los Angeles County has increased by 55%, from 44,359 to 69,144. The residents of Los Angeles County see this crisis play out daily and desire an effective and compassionate solution.

The reasons individuals become unhoused are complicated and often multifaceted. Those that become unhoused are frequently rent-burdened, live paycheck-to-paycheck, and many report suffering from serious mental illness or substance abuse issues. One-time events such as job loss, medical incidents, significant unforeseen costs, and no-fault evictions, also often lead individuals to become unhoused. Because the reasons individuals become unhoused are complicated and multifaceted, the approach

- MORE -

MOTION

SOLIS	_____
MITCHELL	_____
HORVATH	_____
BARGER	_____
HAHN	_____

to assisting them must be the same. This approach requires the commitment of both local cities and the County, because each entity is responsible for different aspects of the solution with the County primarily responsible for mental health, general health, and social services.

On July 27, 2021, the Board of Supervisors (Board) approved a motion by Supervisors Kathryn Barger and Hilda L. Solis, to create a Blue-Ribbon Commission on Homelessness (BRCH) to assess existing structures and systems and provide recommendations on reforms to help Los Angeles County and its 88 cities solve homelessness. At the time, Supervisor Barger stated: “Homelessness is a major crisis affecting our communities at every level and it’s time for sweeping changes to the system. This Blue-Ribbon Commission will be critical to help the County, in partnership with our 88 cities, identify the reforms and changes needed and to move forward with actions that can finally help our vulnerable residents who are suffering on the streets.”

The BRCH outlined a variety of recommendations with many of them focused on the restructuring of the governance response to homelessness with a focus on simplification, urgency, and equity. Generally, the BRCH recommend establishing a single County entity to lead the response to homelessness; establishing multi-year funding for local jurisdictions; streamlining and improving Los Angeles Homeless Services Authority (LAHSA) operations; simplifying the governance of the Greater Los Angeles Continuum of Care; utilizing data and metrics; and creating an executive-level action team. These recommendations were designed to streamline and expediate the response to homelessness and were adopted by the Board of Supervisors on May 3, 2022.

On December 12, 2022, Los Angeles Mayor Karen Bass declared a local

emergency, in the City of Los Angeles, to address homelessness. In response to Mayor Bass's emergency declaration, Supervisor Janice Hahn introduced a motion on December 20, 2022, to provide County support for the City of Los Angeles' emergency declaration. This motion directed key County staff to work with the City of Los Angeles to implement their emergency declaration. Additionally, on December 21, 2022, Long Beach Mayor Rex Richardson asked Long Beach city officials to draft an emergency declaration on homelessness, stating that "the crisis that we have requires us to move faster and with urgency." The Long Beach City Council will hold a vote on their emergency declaration on January 10, 2023. Together the cities of Los Angeles and Long Beach represent nearly one-half of the population of Los Angeles County, but two-thirds of the unhoused population. While Los Angeles and Long Beach represent the two largest cities in Los Angeles County, many other smaller cities in the County are also struggling to address homelessness. These smaller cities can permit new affordable housing in their jurisdictions through their land use powers, but in many cases rely on the County for funding and homelessness services. Without a coordinated effort between cities and the County we will not be able to effectively address homelessness.

Los Angeles County has experienced other emergencies over the decades, including earthquakes, wildland fires, civil unrest, and the COVID-19 pandemic. Each of these emergencies were unique and required different responses. Homelessness is a specific and prolonged emergency that is impacting more individuals than other emergencies. For example, the Northridge earthquake, one of the most significant local emergencies in recent history, killed approximately 60 individuals and displaced between 20,000-25,000 persons from their homes. By comparison, there are currently 69,000

unhoused individuals living in Los Angeles County, with nearly 2,000 of them passing away each year, which has been the status quo for several years.

These unfortunate numbers and trends are not acceptable as the status quo. The County of Los Angeles, as a major provider of services to unhoused individuals, must also proclaim a local emergency, in order to accelerate the response to homelessness throughout the County.

Los Angeles County may proclaim a local emergency when there is the “existence of conditions of disaster, or of extreme peril to the safety of persons and property within the territorial limits of the County,” and when these conditions “are or are likely to be beyond the control of the services, personnel, equipment, and facilities of the County and require the combined forces of other political subdivisions to combat.” Homelessness meets these requirements for a local emergency. Conditions of extreme peril to the safety of persons exist on the basis of pervasive and pernicious homelessness in Los Angeles County. In this regard, 69,000 individuals are presently unhoused in the County, and critically 2,000 of those unhoused individuals die each year. Additionally, solving homelessness is beyond the scope of County resources. Homelessness is a complicated and multifaceted issue that requires, among other things, the development of new affordable housing, including land-use policy decisions to permit such housing, which is a function of cities and of the County in unincorporated areas. The provision of services for unhoused individuals requires substantial County resources, in coordination with cities. Coordination, collaboration, and the combined forces of different jurisdictions are imperatively needed to combat the current conditions of homelessness. For these reasons it is necessary for Los Angeles County to proclaim a local emergency regarding

homelessness.

The County provides critical services to unhoused individuals, including general health, mental health, and substance abuse treatment services. Additionally, the County oversees significant portions of the criminal justice system. All of these services are an important part of the overall response to homelessness. Many of these services, provided by LAHSA and paid for by Measure H, have been working effectively; over the last four years more than 20,000 unhoused individuals have been placed into housing each year with nearly 90% remaining in housing. However, at the same time, tens of thousands of new individuals have become unhoused. While we have many solutions that are working, the scale and speed at which these solutions are being implemented needs to be expanded and expedited, respectively.

Proclaiming a local emergency to address this critical crisis will provide the County with additional tools to accelerate and expand its response through the Homeless Initiative and in collaboration with our city partners. These additional tools include, accelerated hiring of additional employees to address homelessness and mental health, the more effective and efficient use of funds, an expedited procurement of critical items, a faster and more streamlined creation of housing, expanded services, and the ability to request additional resources from the State and Federal governments. Initiatives to reduce vacancies in key County service departments will be critical to accelerating the response to homelessness, as detailed in a recent Los Angeles Times article titled "*Burned Out LA County Mental Health Workers Weigh Options*".¹ The proposed emergency proclamation is intended to facilitate and expediate County hiring by

¹ [Burned out L.A. County mental health workers weigh options - Los Angeles Times \(latimes.com\)](https://www.latimes.com/local/lanow/story/2022-08-11/la-county-mental-health-workers-weigh-options)

potentially offering bonuses, special step placements, higher salary schedules, and loan repayment programs.

The Chief Executive Office-Homeless Initiative (CEO-HI) is the central coordinating body for Los Angeles County's ongoing effort to expand and enhance services for people experiencing homelessness or at risk of becoming homeless. Under the new CEO-HI framework, adopted by the Board in May 2022, CEO-HI's efforts are driven by five actions - coordination, prevention, connection, housing, and stability through work with three key partners - the rehousing system, mainstream County government systems, and partnerships with cities and Councils of Governments (COGs). The response to other declared emergencies, such as natural disasters, would typically be led by the OEM, however, the CEO-HI is best suited to lead the overall coordination of the emergency response for this declaration.

WE, THEREFORE, MOVE that the Board of Supervisors:

1. Proclaim a local emergency for homelessness in the County of Los Angeles. This proclamation of local emergency shall remain in effect until its termination is proclaimed by the Board.
2. Approve and execute the attached proclamation of existence of local emergency for homelessness in the County of Los Angeles.
3. Direct the Chief Executive Office (CEO), Homeless Initiative (HI), and Office of Emergency Management (OEM), and all other County Departments to take necessary steps for the protection of life, health, and safety of people experiencing homelessness in the County of Los Angeles including:
 - a. Contracting and Procurement: Leveraging the lessons learned during the

- COVID-19 pandemic, direct the CEO and relevant County Departments to take appropriate steps to expedite the procurement and contracting processes for materials, equipment, and services necessary to respond rapidly to the homelessness crisis.
- b. Hiring: Direct the Department of Human Resources and relevant County Departments to expedite recruitment and hiring for positions necessary to respond to the homelessness crisis including any actions needed to quickly reduce vacancy levels for positions providing mental health, substance use disorder, health, and case management services directly to people experiencing homelessness.
 - c. Housing: Direct CEO-HI and relevant County Departments to accelerate timelines for the creation of licensed beds, interim housing, and permanent housing for people experiencing homelessness and placement of clients in these housing resources, increase funding for local rental subsidies, and coordinate with local cities regarding the construction of permanent supportive housing (including funding).
 - d. Services: Direct CEO-HI and relevant County Departments to work directly with outreach teams and interim housing providers to provide accelerated access to mainstream County services, including but not limited to the Department of Mental Health (DMH), the Department of Public Health-Substance Use Prevention and Control (DPH-SAPC), the Department of Health Services (DHS), the Department of Public Social Services (DPSS), and the Department of Children and Family Services (DCFS), to sheltered and unsheltered people

experiencing homelessness Countywide.

- e. Spending: Direct CEO and all relevant County Departments to identify strategic uses of restricted funding in order to alleviate the crisis among unhoused individuals and any State and Federal legislative relief required to use restricted funding as proposed and report back to the Board in 60 days on all available options.
 - f. Communication and Outreach: Direct the CEO, HI, OEM, and Countywide Communications to develop and implement a communication plan to interact with Los Angeles County cities and the public on the local emergency proclamation, including how the County will coordinate and work with cities, and how solutions will be implemented.
4. Direct CEO-HI to lead the overall coordination of the emergency response and to coordinate efforts with the State and Federal governments, and the cities within the County. Direct the CEO to report back in 14 days with the authorities needed, and requisite changes to implement the foregoing.
 5. Direct CEO to enable the HI to immediately assume a leadership role in managing the local emergency proclamation until the County entity responsible for homelessness is finalized and concurrently establish the infrastructure to maintain the efforts initiated under this local emergency proclamation. Report back to the Board in 21 days on necessary organizational changes, and resources required.
 6. Direct the CEO to report back in six months with an update on the local emergency proclamation, including data demonstrating the effectiveness of County efforts and if the efforts should in any way be modified.

7. Direct the CEO to report back in one year regarding whether the local emergency proclamation should be terminated, extended, or modified. Such recommendations shall be supported by data demonstrating the effectiveness of County efforts.
8. Direct the CEO-HI to develop a process for providing periodic reporting (at a minimum quarterly) to the Board on the expenditure of Measure H funds, in order to more accurately assess the effectiveness of the use of Measure H funds in conjunction with the local emergency proclamation and the overall coordinated response to homelessness.

S:JL/Proclamation of a Local Emergency for Homelessness in the County of Los Angeles

PROCLAMATION OF EXISTENCE OF A LOCAL EMERGENCY FOR HOMELESSNESS BY THE LOS ANGELES COUNTY BOARD OF SUPERVISORS

WHEREAS, Chapter 2.68 of the Los Angeles County Code provides that the Los Angeles County Board of Supervisors (Board) may proclaim the existence of a "local emergency," as defined in Government Code section 8558(c), in pertinent part, as follows: "'[l]ocal emergency' means the duly proclaimed existence of conditions of disaster or of extreme peril to the safety of persons and property within the territorial limits of a county . . . caused by conditions such as air pollution, fire, flood, storm, epidemic, riot, drought, cyberterrorism, sudden and severe energy shortage, deenergization event . . . plant or animal infestation or disease . . . or an earthquake, or other conditions . . . which are or are likely to be beyond the control of the services, personnel, equipment, and facilities of that political subdivision and require the combined forces of other political subdivisions to combat . . ."; and

WHEREAS, as of January 10, 2023, conditions of extreme peril to the safety of persons exist on the basis of pervasive and pernicious homelessness in Los Angeles County. In this regard, 69,000 individuals are presently unhoused in the County, and critically 2,000 of those unhoused individuals pass away each year. Additionally, solving homelessness is beyond the scope of County resources. Homelessness is a complicated and multifaceted issue that requires, among other things, the development of new affordable housing, including land use policy decisions to permit such housing. The provision of services for unhoused individuals requires substantial County resources, in coordination with cities. Coordination, collaboration, and the combined forces of different jurisdictions are imperatively needed to combat the current conditions of homelessness; and

WHEREAS, the mobilization of local resources, and the ability to coordinate interagency response, accelerate procurement of vital supplies, and use mutual aid, will be critical to successfully responding to the homelessness emergency; and

WHEREAS, these conditions warrant and necessitate that the County proclaim the existence of a local emergency.

NOW, THEREFORE, THE BOARD FINDS THAT conditions of extreme peril to the safety of persons exist on the basis of pervasive and pernicious homelessness in Los Angeles County within the meaning of Government Code section 8558(c), and such conditions are or will likely be beyond the control of the services, personnel, equipment, and facilities of the County, and require the combined forces of other political subdivisions to combat; and

IT IS HEREBY ORDERED AND PROCLAIMED by the Board that a local emergency exists in the County; and

IT IS FURTHER ORDERED AND PROCLAIMED that, during the existence of said local emergency, the powers, functions, and duties of the emergency organization of the County shall be those prescribed by State law, by ordinances, and resolutions of the County.

The foregoing proclamation was, on the 10th day of January 2023, adopted by the Board of Supervisors of the County of Los Angeles and ex officio the governing body of all other special assessment and taxing districts, agencies, and authorities for which said Board so acts.


BOARD OF SUPERVISORS OF THE COUNTY OF LOS ANGELES

By _____
Chair

APPROVED AS TO FORM

DAWYN R. HARRISON
Interim County Counsel

CELIA ZAVALA
Executive Officer
Board of Supervisors

By: 
Deputy

By: _____
Deputy

POSITION DESCRIPTION

City of Los Angeles

DO NOT USE THIS SPACE

1. Name of Employee: New Position	2. Employee's Present Class Title/Code: Emergency Management Coordinator I /	3. Present Salary or Wage Rate: \$ 86,998.00
---	--	--

4. Reason for Preparing Description: <input checked="" type="checkbox"/> New Position <input type="checkbox"/> Routine Report of Duties <input type="checkbox"/> Change in Existing Position <input type="checkbox"/> Review for Proper Allocation	Date Prepared 06/05/2023
---	------------------------------------

5. Location of office or place of work: 500 E. Temple St. Rm. 130 Los Angeles, CA 90012	6. Name of Department Emergency Management Department (EMD) Division CPED Section Homeless Outreach
---	---

7. Name and title of the person from whom you ordinarily receive instructions and who supervises or reviews your work:
Name **Crisanta Gonzalez** Title **Community Preparednes & Engagement Chief**

8. Describe in detail the duties and work of this position, describing each duty in a separate paragraph. Begin with the duties that normally take most of your time and then describe the duties that are infrequent. Be certain to tell what is done, how it is done and what materials or equipment are used. Using percentages, show the distribution of the total working time. Also, if the duties and responsibilities of the position have changed, indicate how and when the changes occurred.

PERCENT OF TIME	DUTIES
40%	Supports all aspects of the Operation Inside Safe Emergency Operations Center (EOC) activation and other activities related to the City of Los Angeles Declaration of Local Emergency related to homelessness, as it relates to community preparedness and engagement issues. Coordinate with EMC I positions assigned to the homelessness efforts in the Innovation & Development and Operations & Training Divisions.
30%	Cultivates partnerships with the Unified Homeless Response Center (UHRC), LAPD, LAFD, RAP, LAHSA and other NGO's to coordinate and implement community outreach efforts of preparedness and engagement for residents experiencing homelessness.
10%	Attends meetings and serves as department representative to the Emergency Operations Board Working Group, its various task forces, and other pertinent convenings. Participates in briefings of elected officials, visiting officials, and others regarding Homelessness matters.
10%	Prepares reports, research, recommendations, social media content, and correspondence on behalf of the EMD. Provides Homeless Outreach and Engagement related analysis and information at events, meetings, workshops and trainings, and makes presentations as requested.
10%	Support EMD Duty Team activities, as well as projects, programs, EOC activations, or other Departmental or Divisional needs as assigned.

9. How long have the duties been substantially as described above? New Position

10. List any machinery or equipment operated and any unusual or hazardous working conditions.
Standard office equipment (telephone, personal computer, printer, photocopier, cell phone, paper shredder, etc.)

11. Percent of time spent supervising (training and evaluating employees, assigning and reviewing work). 5%

12. Indicate the number of employees supervised by class titles.
0

ITEMS TO BE FILLED IN BY THE IMMEDIATE SUPERVISOR

14. Indicate in what respects if any the duties and responsibilities on the other side are not sufficiently or accurately described.

Described accurately.

15. SUPERVISION RECEIVED. Describe the nature, frequency, or closeness of supervision received by the employee, including the way that the employee's work is assigned and reviewed.

General directions and guidelines provided by Community Preparedness and Engagement Division Chief, Asst. General Manager and General Manager. Position is expected to work independently with minimal instructions, within the position's scope of responsibilities.

16. REQUIREMENTS. Indicate the minimum requirements to perform the duties of this position:

(a) Education (include specific matter).

Graduation from a four-year accredited college or university with major course work in public administration, communications, public relations, urban planning, political science or related field.

(b) Experience (type and length; list appropriate city classes, if any).

Three (2) years of full time, professional, work experience that includes public relations, outreach and content creation, content management, social media, and project management.

17. PHYSICAL REQUIREMENTS. Check below all physical capabilities needed to do this job.

Strength to: X Lift X Push X Pull

Average weight 10 Heaviest weight 20

Climbing (stairs, ladders, poles)

How far 4 flrs

Face severe work conditions

Outdoors _____ on/near water _____

Other/explain _____

SPECIAL NEED FOR:

Vision, to read fine print/numbers

Hearing, for telephone/alerts

Balance, for working heights

Other/explain _____

EXTENSIVE USE OF:

Legs, for walking/standing

Hands and fingers

Back, for strenuous labor

Other/explain _____

Hours per week

5

20

(a) List any alternative methods or devices that can be used to aid in meeting the physical requirements checked above.

N/A

18. RESPONSIBILITIES

(a) Policy and Methods: Describe the responsibility for the interpretation and enforcement of policy and methods; indicate the extent of participation in development, if any, and approval by higher authority required.

Responsible for ensuring the Department's understanding of public/private partnerships in relation to Homeless Outreach and Engagement matters.

(b) Materials and Products: Describe the responsibility and opportunity for bringing about economies and/or preventing losses through effective handling, processing or storing of materials or products, or through planning or engineering in connection with same.

Responsible for ensuring the Department's understanding of public/private partnerships in relation to Homelessness Outreach and Engagement matters.

(c) Machinery and equipment: Describe the responsibility for the operation, use, repair or care of machinery, equipment, or facilities, or for planning or engineering in connection with the same; indicate the size and kind of such machinery and equipment; describe the opportunity for preventing losses or achieving economies.

Position uses standard office equipment and machinery.

(d) Money: Describe the responsibility for and access to cash, stamps or other negotiables, or the responsibility for authorizing the expenditure of funds; indicate the average value of negotiables handed each month, or the amounts which are authorized to be expended each month.

Is position bonded? N/A; amount of bond \$ _____

(e) Personal Contacts: Describe the purpose and frequency of personal contact with others, both within and outside the organization; indicate the types of contacts, purpose thereof, and the importance of persons contacted.

Personal contacts included in "Duties."

(f) Records and Reports: Describe the records and reports, including the kind and value of records in descriptive terms, and the action employee takes in respect thereto.

Records and reports outlined in "Duties."

CPRA 23 EMD-000286

POSITION DESCRIPTION

DO NOT USE THIS SPACE

City of Los Angeles

1. Name of Employee: New Position	2. Employee's Present Class Title/Code: Emergency Management Coordinator I	3. Present Salary or Wage Rate: \$86,998.00
---	--	---

4. Reason for Preparing Description: <input checked="" type="checkbox"/> New Position <input type="checkbox"/> Routine Report of Duties <input type="checkbox"/> Change in Existing Position <input type="checkbox"/> Review for Proper Allocation	Date Prepared 06/05/23
---	----------------------------------

5. Location of office or place of work: 500 E. Temple St. Rm. 130 Los Angeles, CA 90012	6. Name of Department Emergency Management Division Operations and Training Section _____
---	--

7. Name and title of the person from whom you ordinarily receive instructions and who supervises or reviews your work: Name Gary Singer	Title Chief, Operations and Training
---	---

8. Describe in detail the duties and work of this position, describing each duty in a separate paragraph. Begin with the duties that normally take most of your time and then describe the duties that are infrequent. Be certain to tell what is done, how it is done and what materials or equipment are used. Using percentages, show the distribution of the total working time. Also, if the duties and responsibilities of the position have changed, indicate how and when the changes occurred.

PERCENT OF TIME	DUTIES
50%	Supports all aspects of the Operation Inside Safe Emergency Operations Center (EOC) activation and other activities related to the City of Los Angeles Declaration of Local Emergency related to homelessness, as it relates to operational and exercise functions. Coordinate with EMC I positions assigned to the homelessness efforts in the Innovation & Development and Community Preparedness & Engagement.
15%	Attends meetings and serves as department representative to the Emergency Operations Board Working Group, its various task forces, and other pertinent convenings. Participates in briefings of elected officials, visiting officials, and others regarding Homelessness matters.
15%	Supports any projects related to divisional and/or departmental duties as assigned by the Chief of the Operations and Training division, Duty Officer, AGM, or GM. Serves in a response capacity during emergencies and planned events in the City.
10%	Prepares reports, research, recommendations, and correspondence on behalf of the EMD.
10%	Supports EMD Duty Team activities, as well as projects, programs, EOC activations, or other Departmental or Divisional needs as assigned.

9. How long have the duties been substantially as described above? <u>New Position</u>
--

10. List any machinery or equipment operated and any unusual or hazardous working conditions. Standard office equipment (telephone, personal computer, printer, photocopier, cell phone, paper shredder, etc.)

11. Percent of time spent supervising (training and evaluating employees, assigning and reviewing work). <u>5%</u>
--

12. Indicate the number of employees supervised by class titles. 0
--

13. I certify that the above statements are my own and to the best of my knowledge are accurate and complete.

Signature Gary Singer CPRA-23-EMD-000287	Digitally signed by Gary Singer Date: 2023.06.05 13:15:02 -07'00'	Date 06/05/23	Phone No. -
--	--	----------------------	-------------

ITEMS TO BE FILLED IN BY THE IMMEDIATE SUPERVISOR

14. Indicate in what respects if any the duties and responsibilities on the other side are not sufficiently or accurately described.

Described accurately

15. SUPERVISION RECEIVED. Describe the nature, frequency, or closeness of supervision received by the employee, including the way that the employee's work is assigned and reviewed.

General directions and guidelines provided by Operations and Training Chief, Duty Officer, Asst. General Manager, and General Manager. Position is expected to work independently with minimal instructions, within the position's scope of responsibilities.

16. REQUIREMENTS. Indicate the minimum requirements to perform the duties of this position:

(a) Education (include specific matter).

Graduation from a four-year accredited college or university with major course work in public administration, communications, public relations, urban planning, emergency management, political science, or related field.

(b) Experience (type and length; list appropriate city classes, if any).

Three (3) years of full-time, professional, work experience that includes emergency management activities.

17. PHYSICAL REQUIREMENTS. Check below all physical capabilities needed to do this job.

Strength to: X Lift X Push X Pull
Average weight 10 Heaviest weight 20

Climbing (stairs, ladders, poles)
How far 4 fl

Face severe work conditions

Outdoors _____ on/near water _____

Other/explain _____

SPECIAL NEED FOR:

Vision, to read fine print/numbers

Hearing, for telephone/alarms

Balance, for working heights

Other/explain _____

EXTENSIVE USE OF:

Legs, for walking/standing

Hands and fingers

Back, for strenuous labor

Other/explain _____

Hours per week

5

20

(a) List any alternative methods or devices that can be used to aid in meeting the physical requirements checked above.

N/A

18. RESPONSIBILITIES

(a) Policy and Methods: Describe the responsibility for the interpretation and enforcement of policy and methods; indicate the extent of participation in development, if any, and approval by higher authority required.

Responsible for ensuring the Department's understanding of emergency response measures with regards to Homeless Outreach and Engagement

(b) Materials and Products: Describe the responsibility and opportunity for bringing about economies and/or preventing losses through effective handling, processing or storing of materials or products, or through planning or engineering in connection with same.

Responsible for ensuring the Department's understanding of emergency response measures with regards to Homeless Outreach and Engagement

(c) Machinery and equipment: Describe the responsibility for the operation, use, repair or care of machinery, equipment, or facilities, or for planning or engineering in connection with the same; indicate the size and kind of such machinery and equipment; describe the opportunity for preventing losses or achieving economies.

Position uses standard office equipment and machinery.

(d) Money: Describe the responsibility for and access to cash, stamps or other negotiables, or the responsibility for authorizing the expenditure of funds; indicate the average value of negotiables handed each month, or the amounts which are authorized to be expended each month.

Is position bonded? N/A; amount of bond \$ _____

(e) Personal Contacts: Describe the purpose and frequency of personal contact with others, both within and outside the organization; indicate the types of contacts, purpose thereof, and the importance of persons contacted.

Personal contacts included in "Duties."

(f) Records and Reports: Describe the records and reports, including the kind and value of records in descriptive terms, and the action employee takes in respect thereto

Records and reports outlined in "Duties."

Signature of the immediate supervisor Gary Singer

Digitally signed by Gary Singer
Date: 2023.06.05 13:15:20 -07'00'

Date 06/05/23

Class Title EMC II - Operations and Training Division Chief

Phone No. -

Signature of department head CPRA-23-EMD-000288

Date _____

POSITION DESCRIPTION

City of Los Angeles

DO NOT USE THIS SPACE

1. Name of Employee: New Position	2. Employee's Present Class Title/Code: Emergency Management Coordinator I	3. Present Salary or Wage Rate: 86,998.00
---	--	---

4. Reason for Preparing Description:	Date Prepared
<input checked="" type="checkbox"/> New Position <input type="checkbox"/> Routine Report of Duties <input type="checkbox"/> Change in Existing Position <input type="checkbox"/> Review for Proper Allocation	

5. Location of office or place of work: 500 East Temple Street, Los Angeles, CA 90012 Room 130	6. Name of Department Emergency Management Department Division Planning and Resilience Section Planning
--	---

7. Name and title of the person from whom you ordinarily receive instructions and who supervises or reviews your work: Name Jon Brown	Title Division Chief of Planning and Resilience
---	--

8. Describe in detail the duties and work of this position, describing each duty in a separate paragraph. Begin with the duties that normally take most of your time and then describe the duties that are infrequent. Be certain to tell what is done, how it is done and what materials or equipment are used. Using percentages, show the distribution of the total working time. Also, if the duties and responsibilities of the position have changed, indicate how and when the changes occurred.

PERCENT OF TIME	DUTIES
40	Supports all aspects of the Operation Inside Safe Emergency Operations Center (EOC) activation and other activities related to the City of Los Angeles Declaration of Local Emergency related to homelessness - as it relates to planning and intelligence functions. Coordinate with EMC I positions assigned to the homelessness efforts in the Community Preparedness and Engagement and Operations & Training Divisions.
30	Collaborates with appropriate stakeholders to create and update City of Los Angeles emergency response plans to identify gaps as they relate to people experiencing homelessness and make recommendations
10	Participates in training, seminars, conferences, meetings, or other opportunities necessary to learn best practices in support of this effort.
10	Makes presentations, prepares reports, conducts research, provides recommendations, and prepares correspondence on behalf of the EMD.
10	Supports EMD Duty Team activities, as well as projects, programs, EOC activations, or other Departmental or Divisional needs as assigned.

9. How long have the duties been substantially as described above? _____

10. List any machinery or equipment operated and any unusual or hazardous working conditions.
Standard office equipment (telephone, computer, printer, cell phone, etc).

11. Percent of time spent supervising (training and evaluating employees, assigning and reviewing work). 0

12. Indicate the number of employees supervised by class titles.
0

ITEMS TO BE FILLED IN BY THE IMMEDIATE SUPERVISOR

14. Indicate in what respects if any the duties and responsibilities on the other side are not sufficiently or accurately described.
Described accurately.

15. SUPERVISION RECEIVED. Describe the nature, frequency, or closeness of supervision received by the employee, including the way that the employee's work is assigned and reviewed.
General directions and guidelines provided by the Planning and Resilience Division Chief. Weekly project check-ins. Monthly all-staff meetings. One-on-One meetings as needed.

16. REQUIREMENTS. Indicate the minimum requirements to perform the duties of this position:
(a) Education (include specific matter).
Minimum requirements for EMC I job classification.

(b) Experience (type and length; list appropriate city classes, if any).
Experience working with people experiencing homelessness and/or PEH service providers

17. PHYSICAL REQUIREMENTS. Check below all physical capabilities needed to do this job.

Strength to: X Lift X Push X Pull
Average weight 10 Heaviest weight 20
 Climbing (stairs, ladders, poles)
How far _____
 Face severe work conditions
Outdoors _____ on/near water _____
Other/explain _____

SPECIAL NEED FOR:
 Vision, to read fine print/numbers
 Hearing, for telephone/alarms
 Balance, for working heights
Other/explain _____

EXTENSIVE USE OF:	Hours per week
<input type="checkbox"/> Legs, for walking/standing	_____
<input type="checkbox"/> Hands and fingers	_____
<input type="checkbox"/> Back, for strenuous labor	_____
Other/explain	_____

(a) List any alternative methods or devices that can be used to aid in meeting the physical requirements checked above.
Assistive technology or mobility devices could be used to aid in meeting the physical requirements checked above.

18. RESPONSIBILITIES

(a) Policy and Methods: Describe the responsibility for the interpretation and enforcement of policy and methods; indicate the extent of participation in development, if any, and approval by higher authority required.
This position will establish strategic emergency response procedures and document them in plans that will be approved by the Emergency Operations Board.

(b) Materials and Products: Describe the responsibility and opportunity for bringing about economies and/or preventing losses through effective handling, processing or storing of materials or products, or through planning or engineering in connection with same.
Through identifying efficient use of City resources during times of crisis, this position will ensure good fiscal stewardship

(c) Machinery and equipment: Describe the responsibility for the operation, use, repair or care of machinery, equipment, or facilities, or for planning or engineering in connection with the same; indicate the size and kind of such machinery and equipment; describe the opportunity for preventing losses or achieving economies.
Position uses standard office equipment and machinery.

(d) Money: Describe the responsibility for and access to cash, stamps or other negotiables, or the responsibility for authorizing the expenditure of funds; indicate the average value of negotiables handed each month, or the amounts which are authorized to be expended each month.
Is position bonded? N/A ; amount of bond \$ _____

(e) Personal Contacts: Describe the purpose and frequency of personal contact with others, both within and outside the organization; indicate the types of contacts, purpose thereof, and the importance of persons contacted.
Personal contacts included in "Duties"

(f) Records and Reports: Describe the records and reports, including the kind and value of records in descriptive terms, and the action employee takes in respect thereto
Records and reports outlined in "Duties"

DECLARATION OF LOCAL EMERGENCY

WHEREAS, Section 231(i) of the Los Angeles City Charter and Ch. 3, Section 8.27 of the Los Angeles Administrative Code provide that the Mayor of the City of Los Angeles has the authority to declare the existence of a local emergency as a result of any occurrence which, by reason of its magnitude, is or is likely to become beyond the control of the normal services, personnel, equipment, and facilities of the regularly constituted branches and departments of City government; and

WHEREAS, the City of Los Angeles has at any given time approximately 41,980 people experiencing homelessness Citywide; and

WHEREAS, the number of unhoused people in the City of Los Angeles has increased dramatically in recent years, nearly doubling in the past decade, with the number of unhoused families increasing by 238 percent since 2007; and

WHEREAS, the City of Los Angeles represents 9.6 percent of the State of California's population but 25 percent of the State's unsheltered population, and the City represents only 1.2 percent of the total United States population but 7.2 percent of the United States population of people experiencing homelessness; and

WHEREAS, as a percentage of its population, the number of unsheltered people in the City of Los Angeles is approximately 18 times higher than the number in New York City and 14 times higher than the number in Chicago; and

WHEREAS, there are more people currently experiencing homelessness in the City of Los Angeles than were displaced by Hurricane Harvey in Houston (30,000) or the 1994 Northridge Earthquake (20,000); and

WHEREAS, homelessness has disproportionately impacted Black, Indigenous and Immigrant Angelenos. Black people comprise only 8 percent of the population of the City of Los Angeles but, in the most recent homelessness count, accounted for 33 percent or more of people experiencing homelessness; and

WHEREAS, homelessness has increased dramatically and disproportionately among Hispanic and Latino Angelenos during the COVID-19 pandemic. The share of the population of people experiencing homelessness who are Hispanic or Latino increased by 30 percent between 2020 and 2022 and now constitute 42 percent of unhoused individuals. Black and Brown Angelenos comprise 75 percent of people experiencing homelessness; and

WHEREAS, the homelessness crisis has had unacceptable consequences for Angelenos, including a significant death toll that has rapidly increased since the start of the COVID-19 pandemic. The Los Angeles County Department of Public Health has reported an average of over 5 deaths per day of unhoused persons as of March 2021, a 200 percent increase in the death rate of persons experiencing homelessness over the past decade and a 56 percent increase over just one year prior; and

WHEREAS, women now comprise about a third of people experiencing homelessness and at least 60 percent of those women have experienced violence, and more than a third of LGBTQ+ women experiencing homelessness have experienced sexual assault; and

WHEREAS, a disproportionate share of youth experiencing homeless identify as LGBTQ+ and lack adequate access to resources; and

WHEREAS, the murder rate for people experiencing homeless is at the highest recorded levels, and increased by 47 percent in 2021 alone; and

WHEREAS, severe overcrowding in Los Angeles has also led to increased deaths from COVID-19. In neighborhoods with 40 percent overcrowding as compared to a national average of 3 percent, residents are 11 times more likely to die because of COVID-19; and

WHEREAS, shelter and housing is particularly important during these coming winter months when people experiencing homelessness in the City are likely to face heightened exposure and dangers from living outdoors, and heightened dangers from the combination of COVID-19, flu outbreak and respiratory syncytial virus (RSV). It is projected that the City will face an acute shortage of winter homeless shelters through March 2023, with fewer than half the number of shelter sites available as in the winter of 2021-2022 and nearly two-thirds fewer shelter beds; and

WHEREAS, the City's eviction moratorium, which has protected many Angelenos from falling into homelessness, ends concurrently with the end of the City's State of Local Emergency regarding the COVID-19 pandemic on February 1, 2023; and

WHEREAS, the State of California's COVID-19 State of Emergency, which has provided resources to keep many Angelenos from falling into homelessness, ends in February of 2023, thus requiring immediate action in order to create replacement and additional housing and shelter, and in order to support the necessary infrastructure and laws required to protect and provide that shelter and housing; and

WHEREAS, people experiencing homelessness suffer disproportionately from mental and physical health ailments, the treatment of which has strained the City's ability to provide appropriate shelter and housing and which require assistance from the County

Health Department to provide the necessary public services. Specifically, it is estimated that 47 percent of unsheltered people in the City of Los Angeles are affected by a health condition, 46 percent are affected by substance abuse, 34 percent are affected by a serious mental illness, 29 percent are affected by physical disabilities, 17 percent are affected by post-traumatic stress disorder, 7 percent are affected by developmental disabilities, and 6 percent are affected by traumatic brain injuries. Recent studies differ on the exact percentages but dramatic increases over time are prevalent in all of the data. The prevalence of extreme need significantly stress the City's public services; and

WHEREAS, notwithstanding that the State of California has enacted a CARE Court to address the crisis of untreated mental illness, the beds and necessary access to acute and subacute care is in development and steps must be taken in the interim to provide increased access to care; and

WHEREAS, the homelessness crisis has strained the City's public safety resources. Among other things, occurrences of fires related to homelessness have nearly tripled between 2018 and 2021, averaging 24 fires a day in the first quarter of 2021, and now constitute a majority of all fires to which the Los Angeles Fire Department responds; and

WHEREAS, paramedic calls to address the crisis on our streets and in our other public spaces are increasing at alarming rates and unhoused residents are 19 times more likely to require an emergency room transport by paramedics than housed residents; and

WHEREAS, the homelessness crisis confronting Los Angeles has grown both incrementally and exponentially, leading to death, illness, and deplorable living conditions even worse than those that created emergencies due to persistent and worsening conditions from prison overcrowding, deterioration in water quality, or fire risk due to climate change; and

WHEREAS, the conditions in December 2022 are even more dire than when Mayor Bradley declared a local emergency due to the upcoming winter weather and its effects on the people experiencing homelessness in 1987; and

WHEREAS, the displacement of the number of people living on the streets of the City of Los Angeles today is a daily recurring emergency, empowering the Mayor to declare a state of emergency, no less than if the emergency was caused by an earthquake, fire, or flood; and

WHEREAS, the City's ability to mobilize local resources, coordinate interagency response, accelerate procurement of housing units, use mutual aid, and seek assistance and potential reimbursement by the State and Federal governments will be critical to successfully responding to this homelessness crisis; and

WHEREAS, during the pendency of the existence of a local emergency, the Los Angeles City Council shall retain its full authority to consider a variety of City ordinances to codify the measures necessary to address this homelessness crisis; and

WHEREAS, during the COVID-19 pandemic the City Council created the COVID-19 Homelessness Roadmap and committed the funding and resources needed to produce 6700 housing options in 18 months; and

WHEREAS, the City currently has 14,475 interim housing beds and the City Council continues to prioritize the building of interim and permanent supporting housing and yet need outpaces demand; and

WHEREAS, the City projects it will soon have a total of 12,908 supportive and affordable units, of which 3,861 have been completed already, 5,171 are currently under construction, and 3,876 are in pre-development; and

WHEREAS, notwithstanding that Council has been and is acting with urgency, including implementing a roadmap to house thousands of Angelenos and building an unprecedented number of supportive housing units and shelters, an emergency declaration is necessary to mobilize resources, save lives, and provide for the public health, welfare, and safety of all; and

WHEREAS, the City of Los Angeles has responded to the rapid increase in its homeless population with unprecedented investments into homelessness solutions, including a nearly \$1.2 billion commitment in the 2022-2023 City budget for the construction of thousands of units of supportive housing, the expansion of bridge housing, and the hiring of professionals to address the homelessness crisis and, notwithstanding these efforts, the number of those experiencing homelessness in the City continues to increase and outstrip the resources and services that the City has provided; and

WHEREAS, the magnitude of loss of life, the persistent and disproportionate impact of the COVID-19 pandemic, and the persistent discriminatory impacts of a lack of housing warrant and necessitate that I declare the existence of a local emergency; and

WHEREAS, the benefits of this emergency declaration, coupled with past and future actions by the Los Angeles City Council to address the homelessness crisis, will help ensure that this local emergency will be of a temporary nature;

NOW, THEREFORE, I hereby declare the existence of a local emergency and direct all Divisions of the Emergency Operations Organization (EOO) and all other City Departments to take necessary steps for the protection of life, health and safety in the City of Los Angeles.

I REQUEST, that the City Council adopt resolutions pursuant to the Los Angeles Administrative Code Sections 10.1.1, 10.2.1, 10.5(a)(8), and 10.5.5 to expedite the procurement and contracting process for materials, equipment, and services necessary to respond rapidly to the homelessness crisis.

I DIRECT that, as Director of the EOO, I shall coordinate Citywide planning and response with respect to unsheltered individuals in conjunction with the City Administrative Officer, Los Angeles Homeless Services Authority, Los Angeles City Housing Department, Los Angeles City Planning Department and any and all necessary departments and agencies.

I FURTHER DIRECT that the City coordinate its efforts to address this declared emergency with the County of Los Angeles, the State of California, and the federal government.

I FURTHER DIRECT, that the continuing state of emergency shall be regularly evaluated, in coordination with City Council, by reference to key performance indicators of progress in addressing the emergency, including, but not limited to:

- Decrease in the number and size of encampments;
- Regulatory relief from other jurisdictions and within Los Angeles City agencies to create flexibility to address the crisis;
- Relaxation in the restraints that limit the ability of the City's proprietary departments to create flexibility to address the crisis;
- Increased housing placements;
- Increased starts on new affordable housing options;
- An increase in temporary and permanent housing units;
- Increased outside aid through access to mental health and substance use beds;
- A decrease in the number of persons being evicted from existing housing units;
- A decrease in the number of persons falling into homelessness.

I FURTHER DIRECT that this Emergency Declaration sunset in six months subject to being renewed. The setting of a specific time frame allows for actions to be taken to make permanent, necessary structural changes.

I FURTHER DIRECT that all relevant City departments and agencies compile and deliver to the Mayor information about the specific and necessary resources and support that the

City should request from Los Angeles County, the State of California and the Federal government to address this crisis.

I THEREFORE DIRECT that the Declaration of Local Emergency shall take effect immediately and that notice shall be given of said Declaration through the most feasible means.



Karen Bass, MAYOR

Dated: December 12, 2022
at Los Angeles, California
Time: 9:20 a.m.

Filed with the City Clerk
Date: December 12, 2022
Time: 9:25 a.m.
By: Melinda Nava